

Determination of the charm-quark mass in the $\overline{\text{MS}}$ scheme using charm production data from deep inelastic scattering at HERA.

S. Alekhin^a, K. Daum^{b,1}, K. Lipka^c and S. Moch^d

^a*Institute for High Energy Physics
142281 Protvino, Moscow region, Russia*

^b*Bergische Universität Wuppertal
Gaußstraße 20, D-42097 Wuppertal, Germany*

^c*Deutsches Elektronensynchrotron DESY
Notkestraße 85 D-22607 Hamburg, Germany*

^d*Deutsches Elektronensynchrotron DESY
Platanenallee 6, D-15738 Zeuthen, Germany*

Abstract

We determine the charm-quark mass $m_c(m_c)$ in the $\overline{\text{MS}}$ scheme using measurements of charm production in deep-inelastic ep scattering at HERA in the kinematic range of photon virtuality $5 \text{ GeV}^2 < Q^2 < 1000 \text{ GeV}^2$ and Bjorken scaling variable $10^{-5} < x < 10^{-1}$. The extraction of m_c from this process with space-like kinematics provides complementary information to results from hadronic processes. The QCD analysis of the HERA data yields a value of $m_c(m_c) = 1.27 \pm 0.05(\text{exp})_{-0.01}^{+0.06}(\text{scale}) \text{ GeV}$ at next-to-leading order and of $m_c(m_c) = 1.36 \pm 0.04(\text{exp})_{-0.00}^{+0.04}(\text{scale}) \pm 0.1(\text{theory}) \text{ GeV}$ at approximate next-to-next-to-leading order. The results are consistent with and of comparable precision as the world average.

¹Permanent address: DESY, Notkestraße 85, D-22607 Hamburg, Germany

1 Introduction

Quark masses are fundamental parameters of the Standard Model. However, due to confinement no free quarks are observed in nature. Therefore, for the determination of heavy quark masses a careful theoretical description is needed for appropriate observables. This then enables the determination of heavy quark masses by comparing quark mass dependent theoretical predictions to experimental data. In such an analyses reference must be made to the specific scheme used to define the quark mass and it is mandatory to include radiative corrections in Quantum Chromodynamics (QCD) beyond the leading order (LO).

In QCD predictions for hard scattering processes employing the pole (or on-shell) scheme for the definition of the heavy-quark mass, m_q is chosen to coincide with the pole of the heavy-quark propagator at each order in perturbative QCD. It is known since long, that the concept of pole masses in QCD has an inherent drawback, see, e.g., [1]. Since quarks are confined inside hadrons, there is no pole in the quark propagator of the full theory. As a consequence, the quark mass parameter in the pole mass scheme is limited to the perturbative domain with corrections of order $O(\Lambda_{\text{QCD}}/m_q)$ and its value depends strongly on the order of perturbation theory. Alternatively, QCD predictions for the charm production cross section in DIS can be considered as a function of the running mass $m_q(\mu_r)$ at the renormalisation scale μ_r in the $\overline{\text{MS}}$ scheme. The quark mass, $m_q(\mu_r)$, is treated on the same footing as the strong coupling constant $\alpha_s(\mu_r)$ and represents a prominent example of the so-called short-distance mass definition, which requires the heavy-quark masses to be evaluated at the scale μ_r much larger than the QCD scale Λ_{QCD} , i.e., $\mu_r \gg \Lambda_{\text{QCD}}$.

To this date, the charm-quark mass has been measured very accurately from data in electron-positron annihilation, e.g., with the help of QCD sum rules, or from numerical simulations on the lattice, see [2]. These determinations are either entirely non-perturbative (lattice) or related to scattering processes in time-like kinematics only. It is therefore of particular interest to examine the possibility of alternative charm-quark mass determination from heavy-quark production in deep-inelastic scattering (DIS). This reaction proceeds in the space-like kinematics with the distinct structure of the QCD amplitudes and in this way it provides an additional check of the QCD parameters' universality.

In this paper the theoretical framework developed in [3] is applied to determine the charm-quark mass at next-to-leading order (NLO) and approximate next-to-next-to-leading order (NNLO). The recent results from the H1 experiment [4–6] on charm production in deep-inelastic ep scattering at HERA are used in addition to the data sets of [7]. By using the $\overline{\text{MS}}$ scheme the current analysis profits from improved stability of the perturbative expansion and the reduced theoretical uncertainty due to missing higher order contributions estimated by the variations of the renormalisation and factorisation scales.

This paper is organised as follows: after a brief reminder of the theoretical basis for the treatment of heavy quarks in DIS we present the determination of the charm-quark mass in the $\overline{\text{MS}}$ scheme, based on recent charm production measurements from H1. Special emphasis is put on the analysis procedure to account for the charm-quark mass dependence of the $D^{*\pm}$ production cross section in the fiducial kinematic range. Finally, the running charm-quark mass $m_c(\mu_r)$ is determined at NLO and at NNLO in QCD. In the NNLO case, the theory predictions are available only to an approximation with a substantial uncertainty arising from missing information in the NNLO DIS Wilson coefficients. The results are compared to previous extractions of $m_c(m_c)$ from the DIS data in [3, 8] and to the results of different determination methods, used for the world average [2].

2 Theory framework

Charm-quark production in neutral-current DIS proceeds by scattering of a charged lepton e off a proton P following the reaction

$$e(l) + P(p) \rightarrow e(l') + c(p_1) + \bar{c}(p_2) + X, \quad (1)$$

in which a virtual boson of space-like momentum $Q^2 = -q^2 = -(l - l')^2$ is exchanged. Here l, p, l', p_1 and p_2 denote the four-vectors of the incoming electron and proton and the outgoing electron, charm quark and anti-charm quark, respectively. The charm-quark pair, $c\bar{c}$, in the final state is heavy, such that $m_c^2 \gg \Lambda_{\text{QCD}}^2$ holds. We restrict the momentum transfer to be much smaller than the Z-boson mass $Q^2 \ll M_Z^2$.

The inclusive cross section is expressed in terms of the standard DIS proton structure functions F_k with $k = 2, L$. The charm contributions to the inclusive structure functions F_k are denoted by $F_k^{c\bar{c}}(x, Q^2, m_c^2)$. In referring to reaction (1) the structure function $F_k^{c\bar{c}}$ requires by definition a charm-quark pair in the final state, but it is otherwise a completely inclusive quantity, especially with respect to the proton initial state. Thus, the cross section for the reaction (1) reads

$$\frac{d^2\sigma^{c\bar{c}}}{dx dQ^2} = \frac{2\pi\alpha^2}{xQ^4} [\{1 + (1-y)^2\} F_2^{c\bar{c}}(x, Q^2, m_c^2) - y^2 F_L^{c\bar{c}}(x, Q^2, m_c^2)]. \quad (2)$$

Here α is the electromagnetic coupling constant and the DIS variables x and y are defined as $x = Q^2/(2p \cdot q)$ and $y = (p \cdot q)/(p \cdot l)$, respectively. For later use the reduced cross section is introduced as

$$\sigma_{\text{red}}^{c\bar{c}}(x, Q^2, m_c^2) = F_2^{c\bar{c}}(x, Q^2, m_c^2) - \frac{y^2}{1 + (1-y)^2} F_L^{c\bar{c}}(x, Q^2, m_c^2). \quad (3)$$

In the standard factorisation approach to perturbative QCD the structure functions $F_k^{c\bar{c}}$ can be written as a convolution of parton distribution functions (PDFs) and Wilson coefficients, see e.g., [9, 10],

$$F_k^{c\bar{c}}(x, Q^2, m_c^2) = \frac{\alpha_s e_c^2 Q^2}{4\pi^2 m_c^2} \sum_{i=q, \bar{q}, g} \int_x^{z^{\text{max}}} \frac{dz}{z} f_i\left(\frac{x}{z}, \mu_f^2\right) C_{k,i}(z, \xi, \mu_f^2, \mu_r^2), \quad (4)$$

where $z^{\text{max}} = 1/(1 + 4m_c^2/Q^2)$ and $e_c = 2/3$ is the normalised charm-quark charge. The PDFs for the parton of flavor i are denoted as $f_i(x, \mu_f^2)$ and the sum in equation (4) runs over all flavor combinations, i.e., singlet and non-singlet, and the gluon. The Wilson coefficients $C_{k,i}$ depend on the kinematic variables z and ξ ,

$$z = \frac{Q^2}{Q^2 + s}, \quad \xi = \frac{Q^2}{m_c^2}, \quad (5)$$

with s denoting the partonic centre-of-mass energy.

For the treatment of heavy quarks in DIS the so-called fixed flavour number scheme (FFNS) is chosen with the number of active quarks in the proton $n_f = 3$ and massive charm quarks appearing

exclusively in the final state. Moreover, the strong coupling constant is defined in the same scheme as $\alpha_s(n_f)$ with $n_f = 3$ for charm quark production. This description of QCD with one massive and n_f light quarks can be related to QCD with $(n_f + 1)$ light quarks by means of the standard matching conditions, cf. e.g., [11, 12], and for a discussion of all-order resummations of logarithms in Q^2/m_c^2 in so-called variable flavor number schemes (VFNS) [13], see [14, 15]. The $C_{k,i}$ are obtained in perturbative QCD as an expansion in $\alpha_s = \alpha_s(\mu_r)$,

$$C_{k,i}(z, \xi, \mu^2) = \sum_{j=0}^{\infty} (4\pi\alpha_s)^j c_{k,i}^{(j)}(z, \xi, \mu^2) = \sum_{j=0}^{\infty} (4\pi\alpha_s)^j \sum_{l=0}^j c_{k,i}^{(j,l)}(z, \xi) \ln^l \frac{\mu^2}{m_c^2}, \quad (6)$$

here the renormalisation and factorisation scales are set to $\mu = \mu_f = \mu_r$. In order to estimate the uncertainties due to missing higher orders, the scale μ is varied by a factor two up and down around the nominal value ²

$$\mu \in \kappa \sqrt{Q^2 + 4m_c^2} \quad \text{with} \quad \frac{1}{2} \leq \kappa \leq 2. \quad (7)$$

Conventionally, the Wilson coefficients are presented using the pole mass scheme for m_c , see e.g., [9, 16]. The necessary formulae for the conversion to the running mass $m_c(\mu_r)$ in the $\overline{\text{MS}}$ scheme are well known [17–19] and the application of the $\overline{\text{MS}}$ scheme to the calculation of $F_2^{c\bar{c}}$ has been detailed in [3] (see also [20, 21] for related work on heavy-quark hadro-production). For the inclusive cross sections at short distances an appropriate choice for the scale of the running mass $m_c(\mu_r)$ is $\mu_r = m_c$. The renormalisation group evolution for the scale dependence governed by the corresponding quark mass anomalous dimension [22, 23] converges even for scales as low as the charm-quark mass, that is $O(1)$ GeV.

The Wilson coefficients in equation (6) have been computed exactly to NLO and the functions $c_{k,i}^{(1)}$ [9] are often used via the parameterisations of [10], see also [24]. At NNLO approximate results for the most important gluon and quark coefficient functions, $c_{2,g}^{(2)}$ and $c_{2,q}^{(2)}$, are known [16] and denoted by $\text{NNLO}_{\text{approx}}$ in the following. These are based on recent partial NNLO improvements for the structure function $F_2^{c\bar{c}}$ which encompass various kinematic limits:

- (i) $c_{2,g}^{(2)\text{thr}}$ near the partonic threshold for $s \simeq 4m_c^2$,
- (ii) $c_{2,g}^{(2)\text{asm}}$ and $c_{2,q}^{(2)\text{asm}}$ at asymptotically high scales $Q^2 \gg m_c^2$,
- (iii) $c_{2,g}^{(2)\text{small-x}}$ and $c_{2,q}^{(2)\text{small-x}}$ at high energies $s \gg m_c^2$ (small- x).

The threshold approximation $c_{2,g}^{(2)\text{thr}}$ has been determined to the next-to-next-to-leading logarithm (NNLL) (see [25, 26] for previous approximations at the level of the next-to-leading logarithm (NLL)). The function $c_{2,q}^{(2)\text{thr}}$ is consistent with zero to the accuracy considered. Likewise, fully analytic results for $c_{2,i}^{(2)\text{asm}}$, $i = g, q$, in the asymptotic regime of $Q^2 \gg m_c^2$ have been obtained. The corresponding calculations make use of the formalism of [11, 12] and a number of lowest even-integer Mellin moments for the necessary heavy-quark operator matrix elements at three

²Most of current global PDF determinations assume $\mu_r = \mu_f = Q$ in fits to DIS data. This is the appropriate scale choice for massless structure functions and in general for large values of Q when mass effects are negligible.

loops [27–29], see also [30]. In the high-energy limit the expression for $c_{2,i}^{(2)\text{small-}x}$ is exact to leading-logarithmic (LL) accuracy at small- x due to [31] but is approximate only at NLL.

The combination of all available information leads to an expression for the NNLO Wilson coefficients, $c_{2,i}^{(2)}$ of the form:

$$c_{2,i}^{(2)} \simeq c_{2,i}^{(2)\text{thr}} + (1 - f(\xi)) c_{2,i}^{(2)\text{asm}} + f(\xi) c_{2,i}^{(2)\text{small-}x}, \quad (8)$$

with a suitable matching function $f(\xi)$ connecting the regions $Q^2 \gg m_c^2$ and $s \gg m_c^2$, cf. equation (4.9) in [16].

The approach chosen has one caveat, though, which is a non-negligible theoretical uncertainty due to the poorly constrained NLL term at small- x in $c_{2,i}^{(2)\text{small-}x}$ and the limited number of known three-loop Mellin moments [27–29]. To account for these deficits two different scenarios $c_{2,i}^{(2),A}$ and $c_{2,i}^{(2),B}$ in equation (8), carefully designed to parametrise the related uncertainties, will be considered in the subsequent analysis. For the exact definitions of $c_{2,i}^{(2),A}$ and $c_{2,i}^{(2),B}$ see equations (4.17), (4.18) and equations (4.21), (4.22) in [16]. An additional theoretical uncertainty on $F_2^{c\bar{c}}$ is estimated by the variation of the renormalisation and factorisation scales. This part of the theoretical uncertainty is obtained using exact results since the μ -dependence is fully known at NNLO [3, 25] from the renormalisation group, see also [16].

3 QCD analysis of charm production measurements

To study the impact of the charm production measurements at HERA on the determination of the $\overline{\text{MS}}$ charm mass a variant of the ABM11 fit [7] is performed with the data of [4–6] included. The data were collected by the H1 experiment during the HERA II running period corresponding to an integrated luminosity of about 350 pb^{-1} and cover the kinematic range of photon virtualities $5 \text{ GeV}^2 < Q^2 < 2000 \text{ GeV}^2$. The charm mass $m_c(m_c)$ is a free parameter of the fit comparing equation (3) to the experimental data. Experimentally charm-quark production in DIS is tagged via fully reconstructed charmed mesons or by using secondary vertex information of tracks, exploiting the longevity and the large mass of charmed hadrons. These measurements are restricted (e.g. in the transverse momenta or angles of the produced particles) by the acceptance of the detector. The phase space, in which charmed hadrons can be fully reconstructed is usually referred to as the visible or fiducial phase space. Corrections for the non-measurable phase space and the fragmentation of charm quarks to charmed hadrons are applied in the fit. In the following, the measurements of charm production used as input and their treatment in the QCD analysis are described with particular emphasis on the corrections for non-measurable phase space.

The c -quark production in [4, 5] is tagged via fully reconstructed $D^{*\pm}$ -mesons in the decay mode $D^{*\pm} \rightarrow (D^0 \rightarrow K^\mp \pi^\pm) \pi^\pm$. These measurements are restricted to the visible kinematic range of the $D^{*\pm}$ -meson's transverse momentum $p_T(D^*) > 1.25 \text{ GeV}$ and pseudo-rapidities $|\eta(D^*)| < 1.8$ at medium virtualities $Q^2 < 100 \text{ GeV}^2$. At high virtualities $100 \text{ GeV}^2 < Q^2 < 1000 \text{ GeV}^2$ the visible range of $p_T(D^*) > 1.5 \text{ GeV}$ and $|\eta(D^*)| < 1.5$ is covered. Due to the phase space limitations equation (2) cannot be used directly in the analysis of these data. Therefore, for these measurements the invisible phase space region is accounted for in equation (2) through a factor

$$\varepsilon_{\text{vis}} = \sigma_{\text{vis}}(D^{*\pm}) / \sigma_{\text{full}}^{c\bar{c}}, \quad (9)$$

where $\sigma_{\text{vis}}(D^{*\pm})$ and $\sigma_{\text{full}}^{c\bar{c}}$ are the QCD predictions for the $D^{*\pm}$ meson cross section in the visible phase space and the charm production cross sections in the full phase space, respectively. These predictions are calculated at NLO in the FFNS with the fully exclusive program HVQDIS [24]. The contribution from b -quarks to the inclusive $D^{*\pm}$ -meson production cross section, reported in [4, 5], is estimated using HVQDIS and is subtracted. The $D^{*\pm}$ cross sections are re-calculated using the recent branching ratio values [2].

The value of ϵ_{vis} depends strongly on m_c and its dependence on m_c is taken into account in the fit. For this purpose ϵ_{vis} is calculated in a first step for selected values of the charm quark mass, which correspond to the range of $m_c(m_c)$ scanned in our fit:

$$m_c(m_c) = 0.9, 1.05, 1.2, 1.35 \text{ GeV}. \quad (10)$$

Since HVQDIS is based on the pole-mass definition, the calculations are performed using the following values for the charm quark mass in pole definition:

$$m_c^{\text{pole}} = 1.41, 1.53, 1.67, 1.81 \text{ GeV}, \quad (11)$$

obtained by mapping of the running-mass grid in equation (10) according to the matching between pole and $\overline{\text{MS}}$ definitions at the appropriate order as detailed below. The relation is known to $O(\alpha_s^3)$ [17–19],

$$m_c^{\text{pole}} = m_c(m_c) \left[1 + \frac{4}{3}a + (-3.1242 + 13.4434)a^2 + 116.504a^3 \right], \quad (12)$$

where $a = \alpha_s(m_c(m_c))/\pi$.

In the calculation of ϵ_{vis} , the proton structure is described by special PDF sets, provided for this analysis. They correspond to the NLO variant of ABM11 fit [7] and are performed in the $\overline{\text{MS}}$ definition of charm quark mass. The PDFs depend on the value of m_c through substantial correlations between α_s , m_c and the gluon PDF. In order to provide a fully consistent treatment of the charm-mass effects in ϵ_{vis} one has to take into account this dependence. Therefore we use the PDFs, which exactly correspond to the current value of m_c appearing in the fit. These PDFs are given by interpolation between those obtained in the variants of ABM fit with the m_c settings of equation (10). The full dependence of ϵ_{vis} on m_c is provided by parabolic interpolation of the HVQDIS results obtained at the values of m_c in equation (11) with the interpolation coefficients P , calculated independently for the LO and NLO terms in $\sigma_{\text{vis/full}}^{c\bar{c}}$,

$$\sigma_{\text{vis/full}}^{c\bar{c},\text{LO}}(x, Q^2, y, m_c^{\text{pole}}) = \alpha_s \sum_{i=0}^2 \left[P_{0,i}^{\text{vis/full}}(x, Q^2, y) (m_c^{\text{pole}})^i \right], \quad (13)$$

$$\sigma_{\text{vis/full}}^{c\bar{c},\text{NLO}}(x, Q^2, y, m_c^{\text{pole}}) = \alpha_s^2 \sum_{i=0}^2 \left[P_{1,i}^{\text{vis/full}}(x, Q^2, y) (m_c^{\text{pole}})^i \right]. \quad (14)$$

Such a representation allows the determination of ϵ_{vis} in terms of the $\overline{\text{MS}}$ mass. This is achieved by substituting m_c^{pole} in equations (13) and (14) with the matching condition of equation (12) similarly to the approach used earlier to derive the heavy-quark electro-production coefficient functions in the $\overline{\text{MS}}$ mass definition [3]. The terms of $O(\alpha_s^3)$ and higher appearing after substitution exceed the

NLO accuracy therefore they are dropped and the final expressions for $\sigma_{\text{vis}/\text{full}}^{c\bar{c}}$ employed in our analysis read

$$\sigma_{cc,LO}^{\text{vis}/\text{full}}(x, Q^2, y, m_c(m_c)) = \alpha_s \sum_{i=0}^2 \left[\bar{P}_{0,i}^{\text{vis}/\text{full}}(x, Q^2, y)(m_c(m_c))^i \right], \quad (15)$$

$$\sigma_{cc,NLO}^{\text{vis}/\text{full}}(x, Q^2, y, m_c(m_c)) = \alpha_s^2 \sum_{i=0}^2 \left[\bar{P}_{1,i}^{\text{vis}/\text{full}}(x, Q^2, y)(m_c(m_c))^i \right], \quad (16)$$

with

$$\bar{P}_{1,0}^{\text{vis}/\text{full}} = P_{1,0}^{\text{vis}/\text{full}}, \quad (17)$$

$$\bar{P}_{1,1}^{\text{vis}/\text{full}} = P_{1,1}^{\text{vis}/\text{full}} + \frac{4a}{3\alpha_s} P_{0,1}^{\text{vis}/\text{full}}, \quad (18)$$

$$\bar{P}_{1,2}^{\text{vis}/\text{full}} = P_{1,2}^{\text{vis}/\text{full}} + \frac{8a}{3\alpha_s} P_{0,2}^{\text{vis}/\text{full}}, \quad (19)$$

and

$$\bar{P}_{0,i}^{\text{vis}/\text{full}} = P_{0,i}^{\text{vis}/\text{full}}, \quad (20)$$

for $i = 0, 1, 2$.

The cross section predictions $\sigma_{\text{vis}}(D^{*\pm})$ depend not only on the kinematics of the charm quark production mechanism but also on the fragmentation of the charm quark into $D^{*\pm}$ mesons. The charm quark fragmentation function to $D^{*\pm}$ mesons has been measured by H1 [32] using the production of D^* -mesons with and without associated jets in DIS. In the calculation of $\sigma_{\text{vis}}(D^{*\pm})$ the longitudinal fragmentation is performed in the $\gamma^* - p$ centre-of-mass frame, using the fragmentation function of Kartvelishvili et al. [33] which is controlled by a single parameter, α_K . This parameter has been determined for two different regions of the partonic centre-of-mass energy squared, s , depending on the jet requirements made in the different analyses. The fragmentation is observed to become softer with increasing s as expected from the perturbative evolution of the fragmentation function not implemented in HVQDIS. This is accounted for in the current analysis by using different values of α_K corresponding to the measurements for two ranges of s , as listed in table 1. The limits on the ranges in s are determined with HVQDIS by applying the jet requirements of the individual analysis on parton level. The α_K parameters and the s ranges are varied according to their uncertainties to evaluate the corresponding uncertainty on $\sigma_{\text{vis}}^{c\bar{c}}$. The charmed hadrons also

s range [GeV ²]	α_K	measurement
$s < (70 \pm 40)$	6.1 ± 0.9	[32] D^* , DIS, no-jet sample
$(70 \pm 40) < s$	3.3 ± 0.4	[32] D^* , DIS, jet sample

Table 1: The parameter α_K of the Kartvelishvili et al. fragmentation function for the D^* mesons employed in our analysis versus parton centre-of-mass energy squared s , equation (5).

receive a transverse momentum, \bar{k}_T , with respect to the charm quark direction according to

$$f(\bar{k}_T) = \bar{k}_T \exp(-2\bar{k}_T / \langle \bar{k}_T \rangle). \quad (21)$$

The transverse momentum average \bar{k}_T is chosen as 0.35 ± 0.15 GeV², in line with the experimental results on hadron production in e^+e^- collisions [34–39]. A fragmentation fraction of charm quarks

into $D^{*\pm}$ mesons of $f(c \rightarrow D^{*+}) = 0.2287 \pm 0.0056$, is used as determined by averaging the e^+e^- and ep results [40]. In order to evaluate the fragmentation model uncertainty on $\sigma_{\text{vis}}(D^{*\pm})$ the parameters \bar{k}_T , α_K , and $f(c \rightarrow D^{*+})$ are varied within the uncertainties quoted above and each variation is considered as a correlated uncertainty in ε_{vis} . In a few cases, a symmetric variation of the model parameters results in an asymmetric uncertainty on the cross section. In such cases, the largest absolute value of the uncertainty is assigned. The dominant systematic uncertainty is arising from the variation of the fragmentation function parameter α_K .

The measurement [6] used in the fit is based on determination of the vertex displacement of the tracks and covers essentially the full phase space. However, the extrapolation to the cross sections of charm and beauty quark production is performed with a Monte-Carlo simulation and the determination of a correction at NLO as in case of $D^{*\pm}$ analysis is not possible. We assume this correction to be small and no extrapolation factor is applied to these data.

4 Results

The NLO variant of our analysis applies $O(\alpha_s^2)$ corrections to the heavy quark electro-production Wilson coefficients [9] and the NLO ABM11 PDFs. For the NNLO variant of our analysis we use the NNLO ABM11 PDFs and apply the corrections up to $O(\alpha_s^3)$ as discussed in section 2. Since the NNLO Wilson coefficients $c_{2,i}^{(2)}$ in equation (8) are still approximate and affected by a residual uncertainty parameterised by $c_{2,i}^{(2),A}$ and $c_{2,i}^{(2),B}$ we define a particular shape for $c_{2,i}^{(2)}$ as a linear combination of the two envelopes with a parameter d_N interpolating between these two options,

$$c_{2,i}^{(2)} = (1 - d_N)c_{2,i}^{(2),A} + d_Nc_{2,i}^{(2),B}. \quad (22)$$

The consistency of the prediction using results of the fit with the data of [4, 5] on $\sigma_{\text{red}}^{c\bar{c},\text{VIS}} = \sigma_{\text{vis}}(D^{*\pm})/f(c \rightarrow D^{*\pm})$ and of [6] on $\sigma_{\text{red}}^{c\bar{c}}$ is illustrated in figures 1 and 2, respectively. In the case of NLO, the fit quality is very good for each data set with the total value of $\chi^2 = 60$ for the number of data points (NDP) equal to 60. The consistency of the NNLO prediction using the fit results with the data is equally good as for the NLO variant of the fit (cf. figures 1 and 2), with the best fit value of $\chi^2/\text{NDP} = 63/60$ being achieved for $d_N = -0.6$. The variant of the NNLO Wilson coefficient given by $c_{2,i}^{(2),B}$ (equations (4.18) and (4.22) in [16]) is clearly disfavoured by the data with $\chi^2 = 156$, while the description provided by the variant $c_{2,i}^{(2),A}$ (equations (4.17) and (4.21) in [16]) with $\chi^2 = 72$ is comparable to the best one. Therefore we assign to the value of $m_c(m_c)$ at NNLO a conservative theoretical uncertainty of 100 MeV which accounts for the incomplete current knowledge of the NNLO Wilson coefficient and which corresponds to the difference between the values of $m_c(m_c)$ obtained with $d_N = -0.6$ and $d_N = 0$.

As a result of the QCD analysis, we have determined the $\overline{\text{MS}}$ charm quark mass at NLO and at approximate NNLO accuracy in QCD,

$$m_c(m_c) = 1.27 \pm 0.05(\text{exp})_{-0.01}^{+0.06}(\text{scale}) \quad \text{NLO}, \quad (23)$$

$$m_c(m_c) = 1.36 \pm 0.04(\text{exp})_{-0.00}^{+0.04}(\text{scale}) \pm 0.10(\text{th}) \quad \text{NNLO}_{\text{approx}}. \quad (24)$$

The experimental uncertainty is obtained from the propagation of all uncertainties in the data with account of their correlations. The fragmentation model uncertainties relevant for the data [4, 5] are

also included on the same footing. To estimate the influence of the PDF uncertainty on the precision of the $m_c(m_c)$ determination, the NLO analysis is repeated for each of the ABM11 PDF set members, representing the 1σ uncertainty in the fitted PDF parameters³. The differences between the values $m_c(m_c)$ obtained in this way and the ones obtained with the central PDF member are added in quadratures. The resulting uncertainty on $m_c(m_c)$ is about 10 MeV which is very small in comparison to the other uncertainties.

As the fit is performed at fixed order in perturbation theory, one needs to account for missing contributions beyond the order considered. This uncertainty is calculated in the standard manner from the variation of the renormalisation and factorisation scales within the range given in equation (7). The scale variation is performed simultaneously in equation (3) and in the calculation of the extrapolation factors ϵ_{vis} . For the NNLO case the parameter d_N is fixed at the value of -0.6 , which is preferred by the fit. Due to the sensitivity of ϵ_{vis} on the scale variation, the resulting uncertainty on $m_c(m_c)$ does not improve significantly from the NLO prediction to the NNLO one. In case of the NNLO result, the theory error on $m_c(m_c)$ of 100 MeV due to lacking knowledge on the NNLO Wilson coefficient is significantly larger than the uncertainty due to scale variation. The necessary theory computations to remedy this unsatisfactory situation are discussed in [16].

The NNLO predictions for charm electro-production obtained for the two variants of the fit are shown in figure 3 for the kinematics of the HERA collider experiments. The two variants of the fit are not very different at large Q^2 which illustrates the moderate potential of the data [4–6] to separate between different shapes of the NNLO term in the heavy-quark Wilson coefficients. However, at small Q^2 the predictions diverge therefore the combined H1 and ZEUS data may provide an additional constraint on this term and can improve the accuracy of the NNLO determination of m_c .

In the previous analysis [3, 8], values of the charm quark $\overline{\text{MS}}$ mass of $m_c(m_c) = 1.26 \pm 0.09(\text{exp}) \pm 0.11(\text{th})$ at NLO and $m_c(m_c) = 1.01 \pm 0.09(\text{exp}) \pm 0.03(\text{th})$ at NNLO_{approx} was obtained. While the NLO results of the present and the previous analyses are consistent, the present result at NNLO_{approx} is significantly larger. This shift in the central value is due to several sources. First, in the present study we use a significantly improved theory of heavy-quark production in DIS. As mentioned above, we reconstruct the three-loop Wilson coefficient $c_{2,i}^{(2)}$ based on all available information in various kinematic limits [16], in contrast to earlier studies [3, 8] which relied only on the threshold approximation $c_{2,g}^{(2)\text{thr}}$. Also, the analysis of [3, 8] was performed as a variant of the ABKM09 global analysis [14] of world DIS data, to which the HERA experiments, at that time, only contributed the inclusive data of [41, 42]. The present determination of $m_c(m_c)$ is based on the ABM11 fit [7], which incorporates the new combination of the HERA run I inclusive DIS data from the H1 and ZEUS experiments [43] and to which we add the new precise data sets on DIS charm production [4–6] discussed at above.

The values of $m_c(m_c)$ in equations (23) and (24) determined at NLO and at NNLO_{approx} are close to the world average of $m_c(m_c) = 1.275 \pm 0.025$ GeV as evaluated by PDG [2] and illustrated in figure 4. The individual charm-quark mass determination used in the averaging procedure⁴ are summarised in table 2. They are based on different theoretical methods but are essentially limited to two approaches only. They have either been obtained non-perturbatively with the help of lattice QCD simulations with a given number of dynamical fermions. Or, in case perturbative

³ The parameterisation of the proton structure functions in the ABM11 PDF set [7] incorporates the effect from higher twist terms described by operators of dimension six in the framework of Wilson’s operator product expansion.

⁴Note that the PDG converts all results to $m_c(m_c)$ using scheme transformation (12) at two loops in QCD together with the value $\alpha_s(m_c) = 0.38 \pm 0.03$.

$m_c(m_c)$	reference	determination method
1.261 ± 0.016	NARISON [44]	QCD sum rules for vector current correlator
1.278 ± 0.009	BODENSTEIN [45]	QCD sum rules for vector current correlator
$1.28^{+0.07}_{-0.06}$	LASCHKA [46]	lattice QCD; charmonium spectrum
$1.196 \pm 0.059 \pm 0.050$	AUBERT [47]	inclusive spectra in semileptonic B -decays
1.28 ± 0.04	BLOSSIER [48]	lattice QCD ($n_f = 2$); hadron spectrum
1.273 ± 0.006	MCNEILE [49]	lattice QCD ($n_f = 2+1$); pseudo-scalar current correlator
1.279 ± 0.013	CHETYRKIN [50]	$e^+e^- \rightarrow c\bar{c}$ cross-section and QCD sum rules.
1.25 ± 0.04	SIGNER [51]	non-relativistic QCD sum rules and $e^+e^- \rightarrow c\bar{c}$ cross-section near threshold.
1.295 ± 0.015	BOUGHEZAL [52]	$e^+e^- \rightarrow c\bar{c}$ cross-section.
1.24 ± 0.09	BUCHMULLER [53]	global fit to inclusive B -decay spectra.
$1.224 \pm 0.017 \pm 0.054$	HOANG [54]	global fit to inclusive B -decay data.

Table 2: Individual results of the charm-quark mass determinations used to compute the world average in the $\overline{\text{MS}}$ scheme [2].

QCD predictions have been applied, the extractions of $m_c(m_c)$ listed in table 2 are limited to processes with time-like kinematics, i.e., cross-section data from e^+e^- -collisions exposed to QCD sum rule analyses or data on B -decays. The latter method carries also an intrinsic dependence on the uncertainty of the b -quark mass, while the former, i.e., the QCD sum rule analyses fix the value of $\alpha_s(M_Z)$ to the world average including the associated very small error⁵. It has been shown [55], that the systematic shift of $m_c(m_c)$ due to the value of $\alpha_s(M_Z)$ in QCD sum rule analyses is quite sizable.

5 Conclusions

The high precision measurements of charm quark production in DIS at HERA offer an attractive possibility to extract the charm-quark mass in the theoretically well-founded $\overline{\text{MS}}$ scheme. The resulting experimental precision of the present determination based on DIS data is substantially improved with respect to previous analyses. It is now compatible with the theoretical uncertainty when comparing to the QCD predictions at NLO and it is significantly smaller than in case of the approximate NNLO QCD predictions. The latter suffer from missing information on the three-loop Wilson coefficients at small- x and small values of Q^2 and imply an additional theoretical uncertainty on m_c of 100 MeV.

In comparison to the measurements used to define the world average up to now, our results add complementary information from scattering processes with space-like kinematics and provide an important test of the QCD dynamics. The kinematic range covered by the DIS data allows for the extraction of m_c in the $\overline{\text{MS}}$ scheme well within the regime of validity of perturbative QCD. This analysis accounts for the full correlation of the dependence on m_c with other non-perturbative

⁵ The current world average of $\alpha_s(M_Z)$ is the result of an arithmetic average of high precision determinations at least to NNLO which are only marginally compatible within their quoted errors, see e.g., [2, 7].

parameters, most prominently the value of strong coupling constant $\alpha_s(M_Z)$ and the gluon PDF. Future improvements on the accuracy of the $m_c(m_c)$ extractions from DIS data rely mostly on the theoretical progress for the three-loop Wilson coefficients especially at small x . Also the experimental uncertainty can still be reduced by combining the charm production data from the H1 and the ZEUS collaborations.

In summary, the charm-quark mass extractions from DIS data may challenge the accuracy of QCD sum rules analyses once the uncertainties on all non-perturbative parameters are accounted for on equal footing.

Acknowledgements

This work has been supported in part by Helmholtz Gemeinschaft under contract VH-HA-101 (*Alliance Physics at the Terascale*), VH-NG-401 (*Young Investigator group "Physics of gluons and heavy quarks"*), by the Deutsche Forschungsgemeinschaft in Sonderforschungsbereich/Transregio 9 and by the European Commission through contract PITN-GA-2010-264564 (*LHCPhenoNet*).

References

- [1] I. I. Bigi, M. A. Shifman, N. Uraltsev, and A. Vainshtein, Phys.Rev. **D50**, 2234 (1994), hep-ph/9402360.
- [2] Particle Data Group, J. Beringer *et al.*, Phys. Rev. **D86**, 010001 (2012).
- [3] S. Alekhin and S. Moch, Phys.Lett. **B699**, 345 (2011), arXiv:1011.5790.
- [4] H1 Collaboration, F. Aaron *et al.*, Phys.Lett. **B686**, 91 (2009), arXiv:0911.3989.
- [5] H1 Collaboration, F. Aaron *et al.*, Eur.Phys.J. **C71**, 1769 (2011), arXiv:1106.1028.
- [6] H1 Collaboration, F. Aaron *et al.*, Eur.Phys.J. **C65**, 89 (2010), arXiv:0907.2643.
- [7] S. Alekhin, J. Blümlein, and S. Moch, (2012), arXiv:1202.2281.
- [8] S. Alekhin and S. Moch, (2011), arXiv:1107.0469.
- [9] E. Laenen, S. Riemersma, J. Smith, and W. van Neerven, Nucl.Phys. **B392**, 162 (1993).
- [10] S. Riemersma, J. Smith, and W. van Neerven, Phys.Lett. **B347**, 143 (1995), hep-ph/9411431.
- [11] M. Buza *et al.*, Nucl.Phys. **B472**, 611 (1996), hep-ph/9601302.
- [12] I. Bierenbaum, J. Blümlein, and S. Klein, Nucl.Phys. **B780**, 40 (2007), hep-ph/0703285.
- [13] M. Buza, Y. Matiounine, J. Smith, and W. van Neerven, Eur.Phys.J. **C1**, 301 (1998), hep-ph/9612398.
- [14] S. Alekhin, J. Blümlein, S. Klein, and S. Moch, Phys.Rev. **D81**, 014032 (2010), arXiv:0908.2766.
- [15] S. Forte, E. Laenen, P. Nason, and J. Rojo, Nucl.Phys. **B834**, 116 (2010), arXiv:1001.2312.
- [16] H. Kawamura, N. L. Presti, S. Moch, and A. Vogt, (2012), arXiv:1205.5727.
- [17] N. Gray, D. J. Broadhurst, W. Grafe, and K. Schilcher, Z.Phys. **C48**, 673 (1990).
- [18] K. Chetyrkin and M. Steinhauser, Nucl.Phys. **B573**, 617 (2000), hep-ph/9911434.
- [19] K. Melnikov and T. v. Ritbergen, Phys.Lett. **B482**, 99 (2000), hep-ph/9912391.
- [20] U. Langenfeld, S. Moch, and P. Uwer, Phys.Rev. **D80**, 054009 (2009), arXiv:0906.5273.
- [21] M. Aliev *et al.*, Comput.Phys.Commun. **182**, 1034 (2011), arXiv:1007.1327.
- [22] J. Vermaseren, S. Larin, and T. van Ritbergen, Phys.Lett. **B405**, 327 (1997), hep-ph/9703284.

- [23] K. Chetyrkin, Phys.Lett. **B404**, 161 (1997), hep-ph/9703278.
- [24] B. Harris and J. Smith, Nucl.Phys. **B452**, 109 (1995), hep-ph/9503484.
- [25] E. Laenen and S. Moch, Phys.Rev. **D59**, 034027 (1999), hep-ph/9809550.
- [26] S. Alekhin and S. Moch, Phys.Lett. **B672**, 166 (2009), arXiv:0811.1412.
- [27] I. Bierenbaum, J. Blümlein, S. Klein, and C. Schneider, Nucl.Phys. **B803**, 1 (2008), arXiv:0803.0273.
- [28] I. Bierenbaum, J. Blümlein, and S. Klein, Nucl.Phys. **B820**, 417 (2009), arXiv:0904.3563.
- [29] I. Bierenbaum, J. Blümlein, and S. Klein, Phys.Lett. **B672**, 401 (2009), arXiv:0901.0669.
- [30] J. Ablinger *et al.*, Nucl.Phys. **B844**, 26 (2011), arXiv:1008.3347.
- [31] S. Catani, M. Ciafaloni, and F. Hautmann, Nucl.Phys. **B366**, 135 (1991).
- [32] H1 Collaboration, F. Aaron *et al.*, Eur.Phys.J. **C59**, 589 (2009), arXiv:0808.1003.
- [33] V. Kartvelishvili, A. Likhoded, and V. Petrov, Phys.Lett. **B78**, 615 (1978).
- [34] ALEPH Collaboration, R. Barate *et al.*, Phys. Rep. **294**, 1 (1998).
- [35] DELPHI Collaboration, P. Abreu *et al.*, Z.Phys. **C73**, 11 (1996).
- [36] MARCII Collaboration, G. S. Abrams *et al.*, Phys. Rev. Lett. **64**, 1334 (1990).
- [37] PLUTO Collaboration, C. Berger *et al.*, Phys. Lett. **B82**, 449 (1979).
- [38] PLUTO Collaboration, C. Berger *et al.*, Phys. Lett. **B97**, 459 (1980).
- [39] TASSO Collaboration, R. Brandelik *et al.*, Phys. Lett. **B94** (1980).
- [40] E. Lohrmann, (2011), arXiv:1112.3757.
- [41] H1 Collaboration, C. Adloff *et al.*, Eur.Phys.J. **C21**, 33 (2001), hep-ex/0012053.
- [42] ZEUS Collaboration, S. Chekanov *et al.*, Eur.Phys.J. **C21**, 443 (2001), hep-ex/0105090.
- [43] H1 and ZEUS Collaboration, F. Aaron *et al.*, JHEP **1001**, 109 (2010), arXiv:0911.0884.
- [44] S. Narison, Phys.Lett. **B706**, 412 (2012), arXiv:1105.2922.
- [45] S. Bodenstein *et al.*, Phys.Rev. **D83**, 074014 (2011), arXiv:1102.3835.
- [46] A. Laschka, N. Kaiser, and W. Weise, Phys.Rev. **D83**, 094002 (2011), arXiv:1102.0945.
- [47] BABAR Collaboration, B. Aubert *et al.*, Phys.Rev. **D81**, 032003 (2010), arXiv:0908.0415.
- [48] ETM Collaboration, B. Blossier *et al.*, Phys.Rev. **D82**, 114513 (2010), arXiv:1010.3659.
- [49] C. McNeile *et al.*, Phys.Rev. **D82**, 034512 (2010), arXiv:1004.4285.
- [50] K. Chetyrkin *et al.*, Phys.Rev. **D80**, 074010 (2009), arXiv:0907.2110.
- [51] A. Signer, Phys.Lett. **B672**, 333 (2009), arXiv:0810.1152.
- [52] R. Boughezal, M. Czakon, and T. Schutzmeier, Phys.Rev. **D74**, 074006 (2006), hep-ph/0605023.
- [53] O. Buchmüller and H. Flächer, Phys.Rev. **D73**, 073008 (2006), hep-ph/0507253.
- [54] A. H. Hoang and A. V. Manohar, Phys.Lett. **B633**, 526 (2006), hep-ph/0509195.
- [55] B. Dehnadi, A. H. Hoang, V. Mateu, and S. Zebarjad, (2011), arXiv:1102.2264.

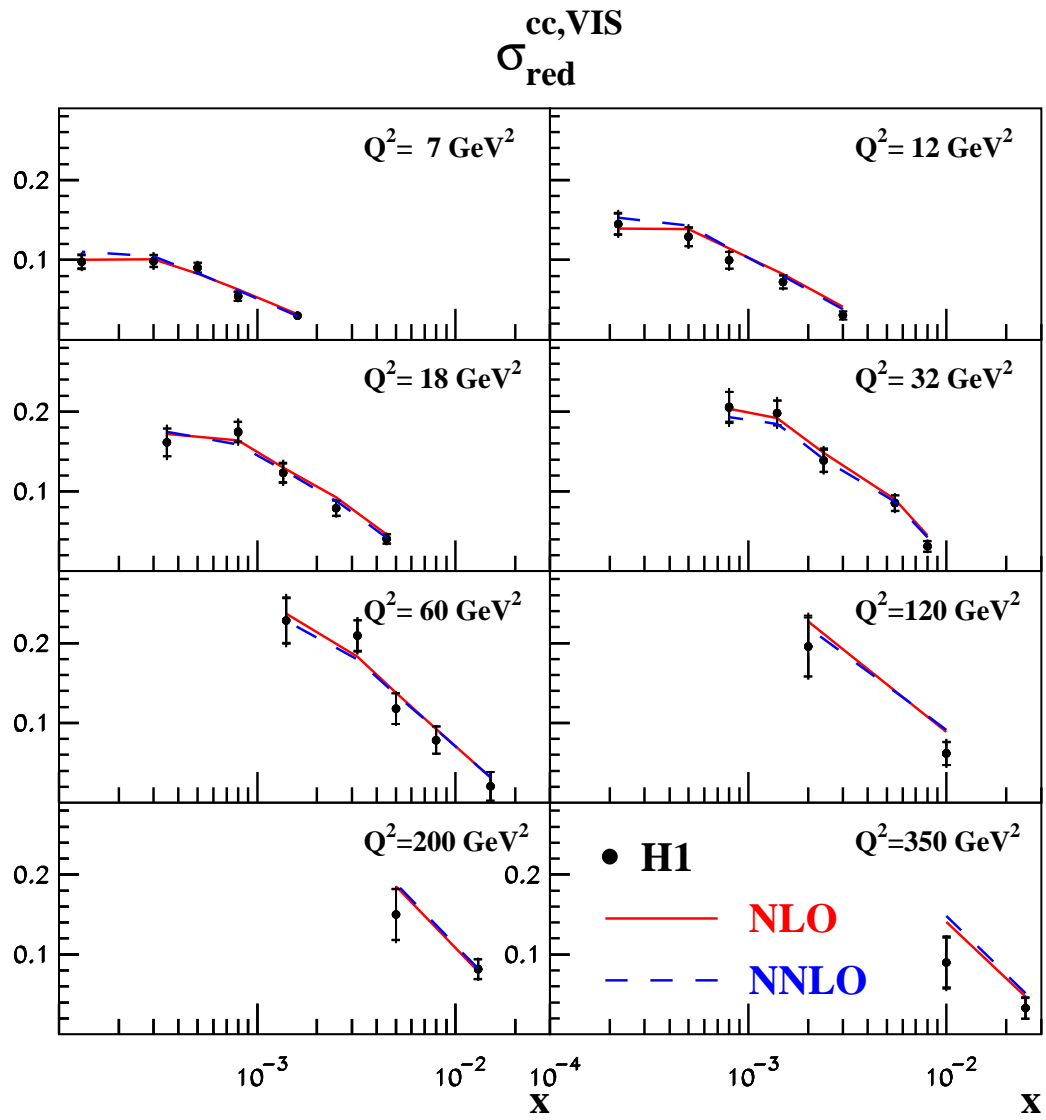


Figure 1: The visible reduced charm quark production cross section, as determined from the measurement of D^* meson production by the H1 collaboration in comparison to the predicted cross sections using the NLO (solid line) and NNLO (dashed line) variants of this analysis.

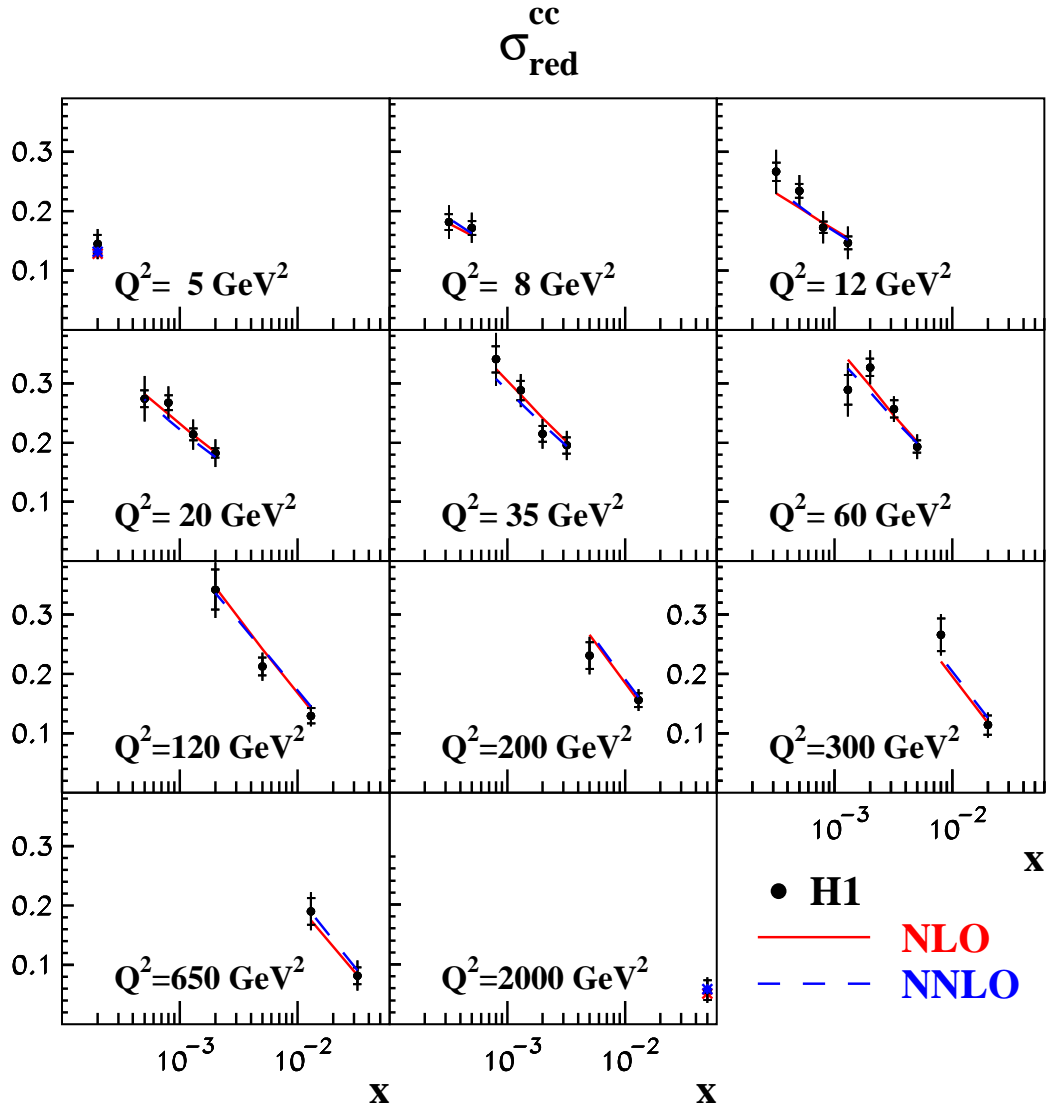


Figure 2: The reduced charm quark production cross section as measured by the H1 collaboration using the vertex information of inclusive track production in comparison to the predicted cross sections using the NLO (solid line) and NNLO (dashed line) variants of this analysis.

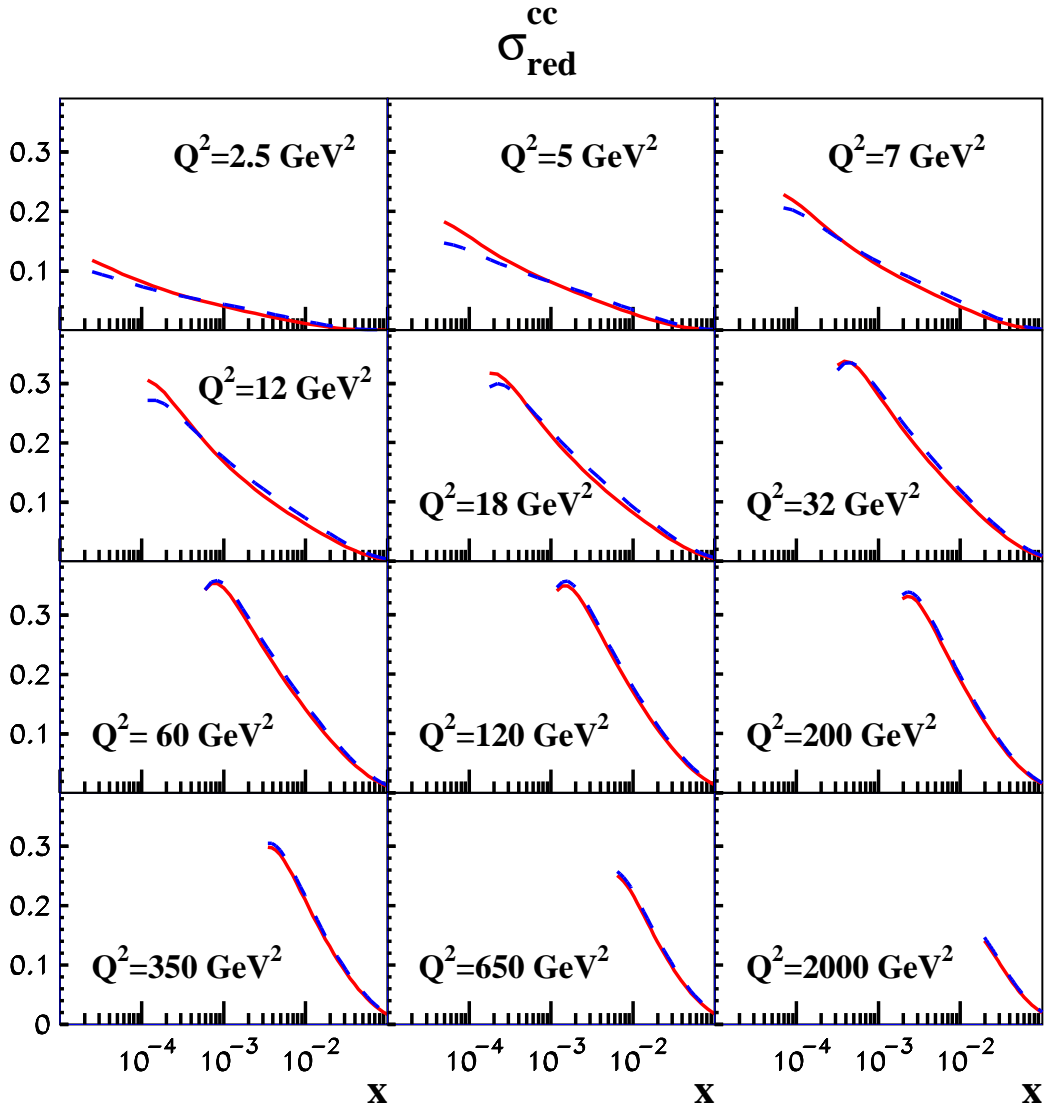


Figure 3: The NNLO predictions for the reduced cross section of the charm electro-production as a function of x for different Q^2 , for kinematics of the HERA collider experiments. The solid line represents the variant of the fit using $d_N = -0.6$ and $m_c(m_c) = 1.36 \text{ GeV}$. The result corresponding to the fit using $d_N = 0$ and $m_c(m_c) = 1.27 \text{ GeV}$ is shown by a dashed line.

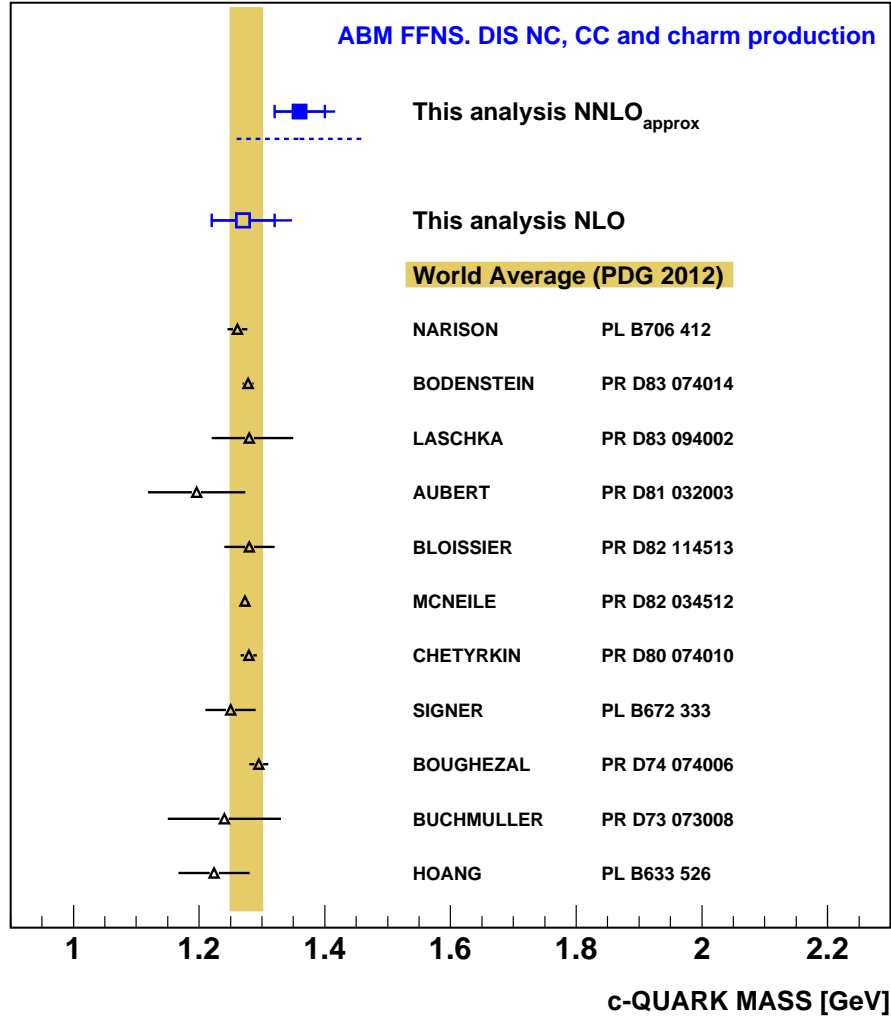


Figure 4: The charm quark \overline{MS} mass as determined at NLO (open square) and at NNLO_{approx} (filled square) using DIS data including the measurements of open charm production at H1. The inner (outer) error bars represent experimental (total) uncertainties. To obtain the total uncertainty, the experimental and the theory uncertainties arising due to variation of the scales are added in quadrature. For comparison, the world average evaluated by the PDG [2] is shown by the shaded band. The measurements entering the world average determination are represented by open triangles.