

# Phase structure and Higgs boson mass in a Higgs-Yukawa model with a dimension-6 operator

---

**David Y.-J. Chu**

*National Chiao Tung University, Hsinchu, Taiwan*  
*E-mail: ren1072.ep99@g2.nctu.edu.tw*

**Karl Jansen**

*NIC, Desy Zeuthen, Germany*  
*E-mail: karl.jansen@desy.de*

**Bastian Knippschild**

*HISKP, Bonn, Germany*  
*E-mail: knippschild@hiskp.uni-bonn.de*

**C.-J. David Lin**

*National Chiao Tung University, Hsinchu, Taiwan*  
*E-mail: dlin@mail.nctu.edu.tw*

**Kei-ichi Nagai**

*KMI, Nagoya, Japan*  
*E-mail: keiichi.nagai@kmi.nagoya-u.ac.jp*

**Attila Nagy\***

*Humboldt University Berlin; NIC, Desy Zeuthen, Germany*  
*E-mail: nagy@physik.hu-berlin.de*

We investigate the impact of a  $\lambda_6\phi^6$  term included in a chirally invariant lattice Higgs-Yukawa model. Such a term could emerge from BSM physics at some larger energy scale. We map out the phase structure of the Higgs-Yukawa model with positive  $\lambda_6$  and negative quartic self coupling of the scalar fields. To this end, we evaluate the constraint effective potential in lattice perturbation theory and also determine the magnetization of the model via numerical simulations which allow us to reach also non-perturbative values of the couplings. As a result, we find a complex phase structure with first and second order phase transitions identified through the magnetization. Further we analyze the effect of such a  $\phi^6$  term on the lower Higgs boson mass bound to see, whether the standard model lower mass bound can be altered.

*The 32nd International Symposium on Lattice Field Theory,*  
*23-28 June, 2014*  
*Columbia University New York, NY*

---

\*Speaker.

## 1. Introduction

With the discovery of the Higgs boson all ingredients in the standard model (SM) of particle physics have been completed in a sense, that it indeed describes particle interactions in the regime of energies that can presently be probed experimentally. There are however phenomena that cannot be explained by the standard model, like dark matter, dark energy and the incorporation of gravity in the framework of the other three known fundamental forces. Thus, the SM can account for all phenomena and needs to be replaced at some yet unknown energy. In [1] this question has been analyzed through the stability of the electro-weak vacuum and a lower bound for the Higgs boson mass was found that is required to obtain a fully stable vacuum. This bound was found to be at  $m_H > 129.4 \pm 1.8$  GeV. The main uncertainties originates from the top quark mass and the strong coupling, determined at the mass of the Z-boson  $\alpha_s(m_Z)$ . The mass bound was obtained by running all SM couplings up to the Planck scale and requiring that the quartic self coupling of the scalar doublet  $\lambda$  remains positive. A Higgs boson with a mass slightly below the bound derived in [1] may yield a meta stable vacuum: The system can remain in a local minimum of energy with a non-vanishing probability to tunnel into the global vacuum with lower energy. Depending on the parameters, such a meta stable state can have a mean life time that exceeds the life time of the universe, so that such a scenario does not have immediate consequences.

In this work we pursue an approach that investigates how the standard model Higgs boson mass lowe bound can be altered by the inclusion of a higher dimensional operator in the electro-weak sector. Explicitly we add a  $\lambda_6 \phi^6$  term to the action. With  $\lambda_6 > 0$ , the action remains bounded from below even for negative quartic self coupling of the scalar fields. The inclusion of such a term may appear naturally if one considers the Higgs sector of the SM as a low energy effective theory obtained by integrating out degrees of freedom at some higher scale physics. For our investigations we use a chirally invariant lattice formulation of the Higgs-Yukawa model as a limit of the SM where only one family of quarks and the scalar doublet are considered. This model was already successfully used to determine the cutoff dependence of the Higgs boson mass bounds for the SM [2, 3], and to investigate the change on those bounds in case of a heavy fourth generation of quarks [4].

Earlier works showed that in the Higgs-Yukawa model with  $\lambda_6 = 0$  the phase transition of interest, i.e. the transition between a symmetric and a broken phase with small quartic couplings and yukawa couplings generating quarks with a mass of the order of the top quark mass, is of second order. This may change drastically with the inclusion of a  $\lambda_6 \phi^6$  term due to the more complex structure of the bosonic potential. As we will see below, depending on the choice of  $\lambda$  and  $\lambda_6$  there appear lines of first order transition separating the symmetric and the broken phases or even further transitions between different non-zero magnetizations.

In this work we present results on the phase structure and the Higgs boson mass having  $\lambda_6 \neq 0$ . We study both aspects perturbatively by means of Lattice perturbation theory using a constraint effective potential (CEP) and non-perturbatively via lattice simulations.

## 2. The Higgs-Yukawa model on the lattice

The field content of the Higgs-Yukawa model in this work is given by a mass degenerate fermion doublet  $\psi$  and the complex scalar doublet  $\phi$ . The continuum formulation of the action of

the Higgs-Yukawa model is given by:

$$S^{\text{cont}}[\bar{\psi}, \psi, \varphi] = \int d^4x \left\{ \frac{1}{2} (\partial_\mu \varphi)^\dagger (\partial^\mu \varphi) + \frac{1}{2} m_0^2 \varphi^\dagger \varphi + \lambda (\varphi^\dagger \varphi)^2 + \lambda_6 (\varphi^\dagger \varphi)^3 \right\} \\ + \int d^4x \{ \bar{t} \not{\partial} t + \bar{b} \not{\partial} b + y (\bar{\psi}_L \varphi b_R + \bar{\psi}_L \tilde{\varphi} t_R) + h.c. \}, \quad (2.1)$$

with  $\tilde{\varphi} = i\tau_2 \varphi^*$  and  $\tau_2$  being the second Pauli matrix.

For any details on the numerical implementation of the lattice simulations we refer to [5]. We just mention that we use the polynomial Hybrid Monte Carlo algorithm as the basic simulation tool. For the discretization of the fermions we use the chirally invariant overlap operator. To set the scale we identify the vacuum expectation values ( $vev$ ) of the scalar field with the phenomenological value of  $vev \approx 246$  GeV.

The perturbative results are obtained by using a constraint effective potential  $U(\hat{v})$  [6, 7]. The basic idea is that the system is dominated by the zero mode of the scalar field, and therefore we can integrate out all non-zero modes. The  $vev$  of the scalar field and the Higgs boson mass can be obtained by the global minimum and the curvature at the minimum of the potential, respectively:

$$0 = \left. \frac{dU(\hat{v})}{d\hat{v}} \right|_{\hat{v}=vev}, \quad m_H^2 = \left. \frac{d^2U(\hat{v})}{d\hat{v}^2} \right|_{\hat{v}=vev}. \quad (2.2)$$

We point out, that we explicitly keep the lattice regularization in the perturbative approach. Thus, we will work with only discrete momenta and we also use the overlap operator for the fermionic kernel.

We compare two expressions for the CEP which differ by the decomposition of the action into an interaction part that has to be expanded in powers of the couplings and a Gaussian part that can be integrated out. The first expression was already used in [8, 2] for the Higgs-Yukawa model and is given to first order in  $\lambda$  and  $\lambda_6$  by:

$$U_1(\hat{v}) = U_f(\hat{v}) + \frac{m_0^2}{2} \hat{v}^2 + \lambda \hat{v}^4 + \lambda_6 \hat{v}^6 \\ + \lambda \cdot \hat{v}^2 \cdot 6(P_H + P_G) + \lambda_6 \cdot \left( \hat{v}^2 \cdot (45P_H^2 + 54P_G P_H + 45P_G^2) + \hat{v}^4 \cdot (15P_H + 9P_G) \right). \quad (2.3)$$

In the propagator sums  $P_{H/G} = \frac{1}{V} \sum_{p \neq 0} \frac{1}{\hat{p}^2 + m_{H/G}^2}$  the masses are set ‘‘by hand’’ to zero for the Goldstone and to the Higgs boson mass obtained from eq. (2.2).  $U_f$  denotes the contribution from integrating out the fermions in the background of a constant field.

A second possibility to formulate the CEP is obtained, when taking zero-mode contributions from the self interactions of the scalar field into account, by integrating out the Gaussian part in the non-zero modes of the scalar field. In this approach, logarithmic dependence on  $\hat{v}$  appear. Further the propagator sums and the first order contribution in the self couplings change, yielding:

$$U_2(\hat{v}) = U_f(\hat{v}) + \frac{m_0^2}{2} \hat{v}^2 + \lambda \hat{v}^4 + \lambda_6 \hat{v}^6 + \frac{1}{2V} \sum_{p \neq 0} \log \left[ \left( \hat{p}^2 + m_0^2 + 12\lambda \hat{v}^2 + 30\lambda_6 \hat{v}^4 \right) \cdot \left( \hat{p}^2 + m_0^2 + 12\lambda \hat{v}^2 + 30\lambda_6 \hat{v}^4 \right)^3 \right] \\ + \lambda \left( 3\tilde{P}_H^2 + 6\tilde{P}_H \tilde{P}_G + 15\tilde{P}_G^2 \right) + \lambda_6 \hat{v}^2 \left( 45\tilde{P}_H^2 + 54\tilde{P}_H \tilde{P}_G + 45\tilde{P}_G^2 \right) + \lambda_6 \left( 15\tilde{P}_H^3 + 27\tilde{P}_H^2 \tilde{P}_G + 45\tilde{P}_H \tilde{P}_G^2 + 105\tilde{P}_G^3 \right), \quad (2.4)$$

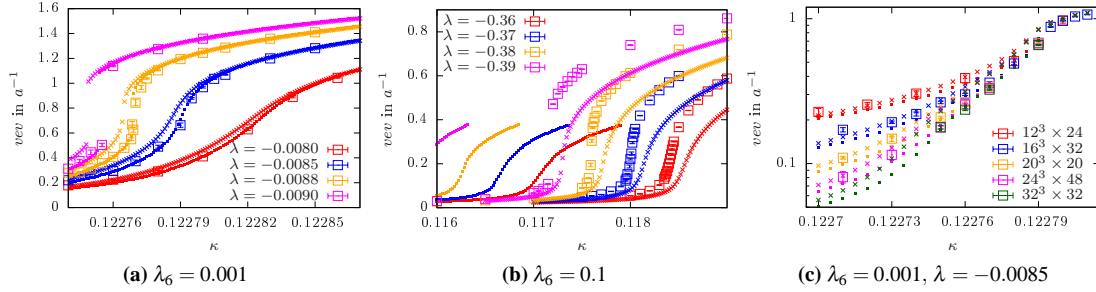
with

$$\tilde{P}_H = \frac{1}{V} \sum_{p \neq 0} \frac{1}{\hat{p}^2 + m_0^2 + 12\hat{v}^2 \lambda + 30\hat{v}^4 \lambda_6}, \quad \tilde{P}_G = \frac{1}{V} \sum_{p \neq 0} \frac{1}{\hat{p}^2 + m_0^2 + 4\hat{v}^2 \lambda + 6\hat{v}^4 \lambda_6}. \quad (2.5)$$

This second method should be more precise but has a limited range of validity depending on the parameters: It fails, when the argument of the logarithms become negative leading in this case to a complex potential.

### 3. Results on the phase structure

For our analysis we chose two values for  $\lambda_6$ , namely  $\lambda_6 = 0.001$  and  $\lambda_6 = 0.1$ . Using the tree-level relation  $m_t = y \cdot vev$  we further fix the Yukawa coupling to yield the physical top quark mass. We work at several values for  $\lambda$  and perform scans in  $m_0^2$  or, equivalently, the scalar hopping parameter in the lattice action  $\kappa^1$ . For the here performed phase structure study we use the  $vev$  as an order parameter. In infinite volume the  $vev$  is zero in the symmetric phase and non-zero in the broken phase. In finite volume the  $vev$  never assumes an exactly zero value, so eventually an extrapolation to infinite volume must be carried out to unambiguously determine the phase structure of the system.



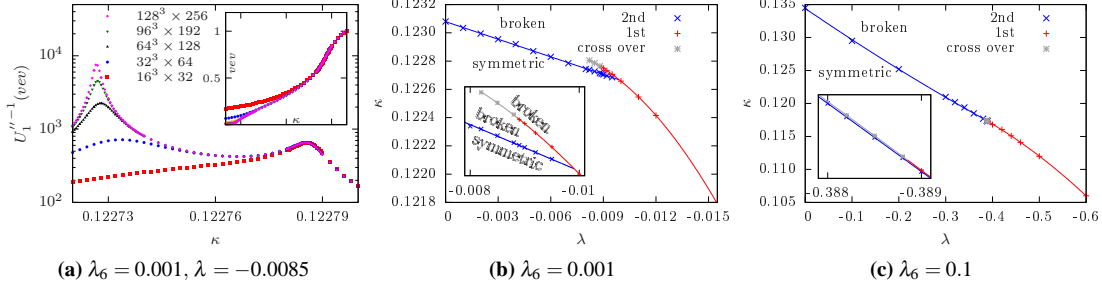
**Figure 1:** The first two plots show the  $vev$  as a function of  $\kappa$  for various values of  $\lambda$  while  $\lambda_6$  is kept fixed to  $\lambda_6 = 0.001$  (a) and  $\lambda_6 = 0.1$  (b) obtained on  $16^3 \times 32$  lattices. We show a comparison between data obtained from lattice simulations (open squares) with the CEP  $U_1$  (crosses) and  $U_2$  (dots). In (c) the dependence on the volume is illustrated for  $\lambda_6 = 0.001$  and  $\lambda = -0.0085$ .

As a first step we compare results obtained from the CEP and lattice simulations in figure 1a and 1b where we show the  $vev$  against the hopping parameter  $\kappa$  on a  $16^3 \times 32$  lattice. We show for both values of  $\lambda_6$  the results from lattice simulations and the analytical results from both CEPs in eqs. (2.3) and (2.4). Both setups show qualitatively the same picture: With  $\lambda_6 > 0$  and negative but small  $\lambda$ , the transition between a symmetric phase and a broken phase is continuous which suggests a second order transition, while for smaller  $\lambda$  the order parameter shows a jump at some transition value indicating a transition of first order. For  $\lambda_6 = 0.001$  both potentials describe the data very well, although the quantitative agreement is slightly better for the CEP  $U_2$  in eq. (2.4). The potential  $U_1$  in eq. (2.3) also fails to exactly reproduce the first order phase transition for  $\lambda = -0.0088$ . However, if one decreases  $\lambda$  further, also the potential  $U_1$  shows a first order transition. For  $\lambda_6 = 0.1$  the CEP  $U_2$  does not reproduce the behavior of the simulation data. This is not surprising, since in this case analyzing the CEP  $U_2$  in the region of parameter space close to the phase transitions we meet the difficulty that the effective potential becomes complex. Qualitatively  $U_1$  shows still a good agreement, but again the value of  $\lambda$  where the transition turns first order is not reproduced exactly. In 1c we show the volume dependence of the  $vev$  for fixed  $\lambda_6 = 0.001$  and  $\lambda = -0.0085$ , comparing results obtained from both potentials and simulation data. We find, that the qualitative behavior of the simulation data is very well reproduced by both perturbative approaches.

Since the constraint effective potential describes the results from the simulations reasonably well, we will rely on the CEP to perform a more complete study of the phase structure with large volumes. Furthermore, we restrict ourselves to the potential  $U_1$ . The exact location of the phase transition in finite volume cannot easily be determined from the order parameter alone due to the

<sup>1</sup>The relation between  $\kappa$  and  $m_0^2$  is given by:  $m_0^2 = \frac{1-8\lambda\kappa^2-8\kappa}{\kappa}$ .

fact that the  $v_{ev}$  does not exactly go to zero. One possibility is to investigate the curvature of the potential at its minimum which is identical to the squared Higgs boson mass according to eq. (2.2). The inverse curvature of the potential in the minimum is related to the susceptibility and the peak position of which can then be used for locating of the phase transition point.



**Figure 2:** The first plot shows the  $v_{ev}$  (inlet) and the inverse curvature at the minimum of the potential as a function of  $\kappa$  for various volumes. The first peak is a good indicator for a second order transition, while the second peak without volume dependence may refer to a cross over. The other figures show the result of a more complete phase structure scan for  $\lambda_6 = 0.001$  (middle) and  $\lambda = 0.1$  (right) obtained from the CEP  $U_1$  (2.3). There are two phases - a broken and a symmetric one - separated by lines of first and second order phase transitions. Further there is a small region in parameter space, where there is also a first order transition between two broken phases (for  $\lambda_6 = 0.001$  and  $\lambda_6 = 0.1$ ). The lines connecting the data points are to guide the eye.

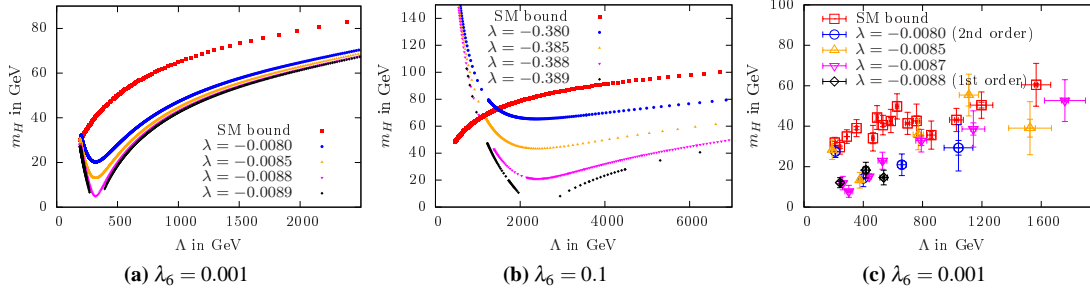
In figure 2a an example plot is shown that illustrates the behavior of the order parameter and the inverse curvature of the potential at its minimum as a measure of the susceptibility for  $\lambda_6 = 0.001$  and  $\lambda = -0.0085$ . The inverse curvature shows two peaks. The first peak is getting higher with increasing volume, a typical behavior of the peak of the susceptibility which is diverging at the critical coupling when the volume is increased to infinity. The second maximum does not increase with increasing volume which suggests that this is a crossover transition.

Performing such scans systematically, we obtain the phase diagrams in the  $\kappa - \lambda$ -plane for both fixed  $\lambda_6 = 0.001$  in figure 2b and  $\lambda_6 = 0.1$  in figure 2c. Qualitatively both diagrams show the same behavior: for  $\lambda = 0$  there is a single phase transition of second order separating the symmetric and the broken phases. If  $\lambda$  is decreased, the transition point moves to smaller  $\kappa$ . At some point, a line of crossover transition appears in the broken phase which turns into a line of first order transition. At some critical point the line of second order transition joins the first order transition line. Beyond that, only a first order transition separates the symmetric and the broken phases. For  $\lambda_6 = 0.1$  the region in the parameter space where the first order and the crossover transitions appear in the broken phase is very narrow. Given the fact that the agreement between the CEP and the simulation data for a value of  $\lambda_6 = 0.1$  is not completely satisfactory, a test of the phase structure from numerical simulations would be very desirable.

#### 4. Results on the Higgs boson mass

In this section, the influence of the  $\lambda_6 \phi^6$  term on the lower Higgs boson mass bound is discussed. Especially we look at the cutoff dependence of the lower Higgs boson mass. In figure. 3 we show the perturbative results obtained with the potential  $U_1$  for both values of  $\lambda_6$  used. We also show the result of the lower Higgs boson mass bound for the case of vanishing  $\phi^6$  term. All data with non-zero  $\lambda$  and  $\lambda_6$  show a similar behavior. For small cutoff values the mass increases substantially, a phenomenon which is not present for the case of vanishing couplings. This behavior is related to the mass shift from positive  $\lambda_6$  values, which contribute significantly at small cutoff

scales. The Higgs boson mass then has a minimum at some given cutoff (for the data that show a second order transition) and increases as similar to the SM bound. Further we can see that the Higgs boson mass gets smaller, when  $\lambda$  is decreased. As a criterion, how low the quartic coupling can be driven, we use a value of  $\lambda$  where the transition between the broken and the symmetric phase turns from second to first order.



**Figure 3:** Shown is the cutoff dependence of the Higgs boson mass obtained from the CEP according to eq. (2.2) for  $\lambda = 0.001$  on a  $64^3 \times 128$ -lattice (left) and  $\lambda = 0.1$  on a  $192^3 \times 384$  (middle) and preliminary results from lattice simulations for  $\lambda_6 = 0.001$ . In all plots we also show the standard model lower mass bound ( $\lambda_6 = \lambda = 0$ ).

For the case of  $\lambda_6 = 0.001$  the lower Higgs boson mass bound is significantly decreased as also found in [9]. Thus, for such small values of  $\lambda_6$  the here considered extension of the standard model with a  $\varphi^6$ -term is fully compatible with the 126 GeV Higgs boson mass. For  $\lambda_6 = 0.1$  the situation changes since here the lower bound meets the 126 GeV Higgs boson mass at a cutoff of around 800 GeV, which is still inside the scaling region. Thus, large values of  $\lambda_6$  cannot be admitted as an extension of the standard model. For both values of  $\lambda_6$  and at large cutoffs the influence of the  $\varphi^6$  becomes negligible and we find the SM-like behavior of the lower Higgs boson mass bound as a function of the cutoff.

Preliminary results on the cutoff dependence of the lower Higgs boson mass obtained from non-perturbative lattice simulations can be found in fig. 3c for a fixed value of  $\lambda_6 = 0.001$ . We show data for values of  $\lambda$  corresponding to ones used in figure 3a. Note that for some of the intermediate  $\lambda$  values the order of the phase transition is still not clear. Although the data for  $\lambda \gtrsim -0.0087$ , where there is still a second order phasetransition, still have large error bars, it is evident, that also non-perturbatively the standard model lower bound can easily be decreased well below 126 GeV while keeping  $m_H/\Lambda$  well below 1/2 and hence staying in the scaling region.

## 5. Summary and conclusion

We studied the phase structure of a chirally invariant lattice Higgs-Yukawa model – allowing non-perturbative computations – with the addition of a  $\lambda_6 \varphi^6$  term as a simple model for an extension of the standard model. Having  $\lambda_6 > 0$  allows to set the quartic coupling  $\lambda < 0$ . We found good agreement between a lattice perturbation theory approach using the CEP and Monte Carlo simulations for the behavior of the vacuum expectation value as function of the bare mass. A systematic study of phase transitions using the  $v_{ev}$  and the susceptibility led to the phase diagrams shown in figures 2b and 2c. We found transitions of first and second order separating the symmetric and the broken phase as well as first order transitions separating two broken vacua indicating the possibility of meta stable states. The appearance of first order phase transitions in the presence of a  $\varphi^6$ -term can be very interesting for the case of a non-zero temperature. It might lead to a scenario where a simple addition of a  $\varphi^6$ -term can provide a strong enough first order phase transitions to be

compatible with electro-weak baryogenesis in the early universe [10]. Another aspect of the phase diagram in figure 2 is that at fixed bare Higgs boson mass one can move from a symmetric to a broken phase by only changing the value of the quartic coupling.

Further we investigated the influence of the dimension-6 operator on the Higgs boson mass bound with respect to the question whether the addition of this operator can be compatible with a 126 GeV Higgs boson mass and whether the lower bound can be altered compared to the Higgs-Yukawa limit of the standard model (i.e.  $\lambda_6 = 0$ ). We found that for the values of  $\lambda_6$  considered here, at large values of the cutoff the lower bound can be significantly decreased before it becomes compatible with the case of  $\lambda_6 = 0$  for increasing cutoffs. However, for a larger value of  $\lambda_6 = 0.1$  the lower Higgs boson mass bound meets the 126 GeV Higgs boson mass already at a cutoff of about 800 GeV. Thus, such a large value of  $\lambda_6$  is excluded. We plan to determine a critical value of  $\lambda_6$  from which on an extension of the standard model with a  $\phi^6$ -term is not compatible anymore with the 126 GeV Higgs boson mass. This can in turn provide bounds on models beyond the SM that generate effectively such a term.

## 6. Acknowledgements

The simulations have been performed at the the PAX cluster at DESY-Zeuthen, HPC facilities at National Chiao-Tung University and the cluster system  $\phi$  at KMI in Nagoya University. This work is supported by Taiwanese NSC via grants 100-2745- M-002-002-ASP (Academic Summit Grant), 102-2112-M-009-MY3, and by the DFG through the DFG-project Mu932/4-4, and the JSPS Grant-in-Aid for Scientific Research (S) number 22224003.

## References

- [1] Giuseppe Degrossi, Stefano Di Vita, Joan Elias-Miro, Jose R. Espinosa, Gian F. Giudice, et al. Higgs mass and vacuum stability in the Standard Model at NNLO. *JHEP*, 1208:098, 2012.
- [2] P. Gerhold and K. Jansen. Lower Higgs boson mass bounds from a chirally invariant lattice Higgs-Yukawa model with overlap fermions. *JHEP*, 0907:025, 2009.
- [3] P. Gerhold and K. Jansen. Upper Higgs boson mass bounds from a chirally invariant lattice Higgs-Yukawa model. *JHEP*, 1004:094, 2010.
- [4] J. Bulava, K. Jansen, and A. Nagy. Constraining a fourth generation of quarks: non-perturbative Higgs boson mass bounds. *Phys.Lett.*, B723:95–99, 2013.
- [5] P. Gerhold. Upper and lower Higgs boson mass bounds from a chirally invariant lattice Higgs-Yukawa model.
- [6] R. Fukuda and E. Kyriakopoulos. Derivation of the Effective Potential. *Nucl.Phys.*, B85:354, 1975.
- [7] L. O’Raifeartaigh, A. Wipf, and H. Yoneyama. The Constraint Effective Potential. *Nucl.Phys.*, B271:653, 1986.
- [8] P. Gerhold and K. Jansen. The Phase structure of a chirally invariant lattice Higgs-Yukawa model - numerical simulations. *JHEP*, 0710:001, 2007.
- [9] Holger Gies, Clemens Gneiting, and René Sondenheimer. Higgs Mass Bounds from Renormalization Flow for a simple Yukawa model. 2013.
- [10] Andrew G. Cohen, D.B. Kaplan, and A.E. Nelson. Progress in electroweak baryogenesis. *Ann.Rev.Nucl.Part.Sci.*, 43:27–70, 1993.