

## The Muon $g-2$ in Progress\*

FRED JEGERLEHNER

Humboldt-Universität zu Berlin, Institut für Physik, Newtonstrasse 15,  
D-12489 Berlin, Germany  
Deutsches Elektronen-Synchrotron (DESY), Platanenallee 6,  
D-15738 Zeuthen, Germany

Two next generation muon  $g - 2$  experiments at Fermilab in the US and at J-PARC in Japan have been designed to reach a four times better precision from 0.54 ppm to 0.14 ppm and the challenge for the theory side is to keep up in precision as far as possible. This has triggered a lot of new research activities. The main motivation is the persisting 3 to 4  $\sigma$  deviation between standard theory and experiment. As Standard Model predictions almost without exception match perfectly all other experimental information, the deviation in one of the most precisely measured quantities in particle physics remains a mystery and inspires the imagination of model builders. Plenty of speculations are aiming to explain what beyond the Standard Model effects could fill what seems to be missing. Here very high precision experiments are competing with searches for new physics at the high energy frontier lead by the Large Hadron Collider at CERN. Actually, the tension is increasing steadily as no new states are found which could accommodate the  $g_\mu - 2$  discrepancy. With the new muon  $g - 2$  experiments this discrepancy would go up at least to 6  $\sigma$ , in case the central values do not move, up to 10  $\sigma$  could be reached if the present theory error could be reduced by a factor of two. Interestingly, the new  $\alpha$  from Berkeley by R. H. Parker et al. Science 360, 191 (2018):  $\alpha^{-1}(\text{Cs18}) = 137.035999046(27)$  gives an  $a_e$  prediction  $a_e = 0.00115965218157(23)$  such that  $a_e^{\text{exp}} - a_e^{\text{the}} = (-84 \pm 36) \times 10^{-14}$  shows a  $-2.3 \sigma$  deviation now.

PACS numbers: 14.60.Ef,13.40.Em

### 1. Introduction

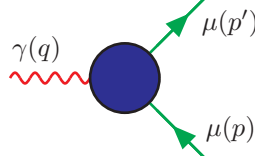
A particle with spin  $\vec{s}$  like the muon exhibits a magnetic moment  $\vec{\mu}$  :

$$\vec{\mu} = g_\mu \frac{e\hbar}{2m_\mu c} \vec{s} ; \quad g_\mu = 2(1 + a_\mu) .$$

---

\* Presented at the XXIV Cracow EPIPHANY Conference on Advances in Heavy Flavour Physics, 9-12 January 2018, Crakow, Poland. Dedicated to the memory of Maria Krawczyk. To appear in Acta Physica Polonica B.

Its Dirac value  $g_\mu = 2$  is modified by radiative corrections  $a_\mu = (g_\mu - 2)/2 = \frac{\alpha}{2\pi} + \dots$  known as the muon anomaly. The electromagnetic lepton vertex tested in the static limit here is the simplest object you can think of.



$$= (-ie) \bar{u}(p') \left[ \gamma^\mu F_1(q^2) + i \frac{\sigma^{\mu\nu} q_\nu}{2m_\mu} F_2(q^2) \right] u(p)$$

$$F_1(0) = 1 \ ; \ F_2(0) = a_\mu \ . \quad (1)$$

The muon anomaly  $a_\mu$  is responsible for the Larmor spin precession and for its tracking one needs polarized muons orbiting in a homogeneous magnetic field. To this end one is shooting protons on a target producing pions which decay by the parity violating weak process  $\pi^+ \rightarrow \mu^+ \nu_\mu$  into polarized muons of negative helicity which are injected into a storage ring where they decay  $\mu^+ \rightarrow e^+ \nu_e \bar{\nu}_\mu$  producing positrons flying preferably in direction of the spin of the decaying muon. For  $\pi^-$  helicity and electron flight direction are reversed. Indeed the two parity violating weak decays perfectly transport the needed spin precession information.

The Larmor precession frequency  $\vec{\omega}$  developing in the beam of polarized spinning muons injected into a homogeneous magnetic field  $\vec{B}$  is detected by counting the positrons or electrons ejected by the decaying muons preferably along the spin vector. In storage ring type experiments as the CERN, Brookhaven and Fermilab experiments the muon beam has to be focused by electric quadrupole fields  $\vec{E}$ , but the beam dynamics can be kept simple by running at the “Magic Energy” where  $\vec{\omega}$  is directly proportional to  $\vec{B}$ . At magic energy at about 3.1 GeV indeed we have

$$\vec{\omega}_a = \frac{e}{m} \left[ a_\mu \vec{B} - \left( a_\mu - \frac{1}{\gamma^2 - 1} \right) \vec{\beta} \times \vec{E} \right]_{\text{at "magic } \gamma}^{E \sim 3.1 \text{ GeV}} \simeq \frac{e}{m} [a_\mu \vec{B}] \ .$$

First lepton magnetic moment measurements were by Stern and Gerlach in 1922 revealing the famous  $g_e = 2$  factor and much later by Kusch and Foley in 1948 who first observed the anomaly  $g_e = 2 (1.00119 \pm 0.00005)$  for the electron.

A crucial point is that at 3.1 GeV the muons life-time  $\gamma\tau_\mu$  in the lab frame is by  $\gamma \approx 29$  times longer than in the rest frame. This makes it possible to store and let muons circle in a storage ring.

A precise experimental determination of  $a_\mu$  has to be based on measurements of *ratios of frequencies*. From  $B = \frac{\hbar\omega_p}{2\mu_p}$  and  $\omega_a = \frac{ea_\mu}{m_\mu c} B$  and using  $\mu_\mu = (1 + a_\mu) \frac{e\hbar}{2m_\mu c}$  or  $\mu_\mu = (1 + a_\mu) \frac{\hbar}{2} \frac{\omega_a}{a_\mu B} = \left( \frac{1}{a_\mu} + 1 \right) \frac{\omega_a}{\omega_p} \mu_p$  and eliminating the muon mass one obtains  $a_\mu = \mathcal{R}/(\lambda - \mathcal{R})$  in terms of 3 frequency

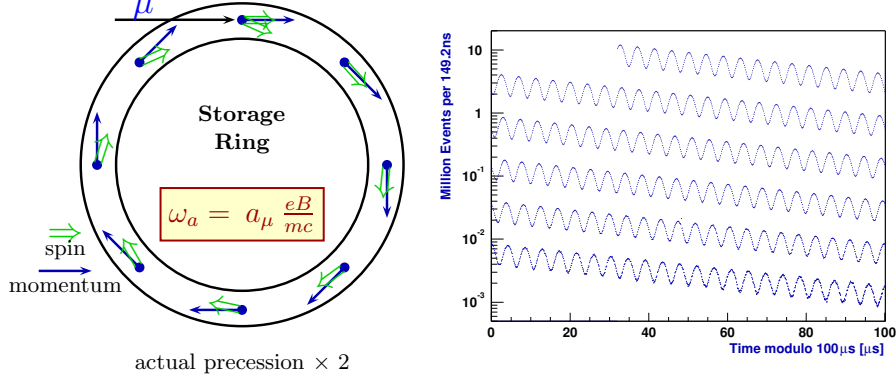


Fig. 1. Left: the Larmor precession of a muon in a storage ring. The spin is rotating  $\sim 12'$  per circle. Right: the number of decay positrons with energy greater than  $E_{\text{th}}$  emitted at time  $t$  after muons are injected into the storage ring is  $N(t) = N_0(E_{\text{th}}) \exp\left(\frac{-t}{\gamma\tau_\mu}\right) [1 + A(E_{\text{th}}) \sin(\omega_a t + \phi(E_{\text{th}}))]$ , where  $N_0(E_{\text{th}})$  is a normalization factor,  $\tau_\mu$  the muon life time (in the muon rest frame), and  $A(E_{\text{th}})$  is the asymmetry factor for positrons of energy  $E > E_{\text{th}}$ . Courtesy of the E821 collaboration [1].

measurables:  $\tilde{\omega}_p = (e/m_\mu)\langle B \rangle$  the free proton NMR frequency,  $\mathcal{R} = \omega_a/\tilde{\omega}_p$  the muon Larmor precession frequency, and  $\lambda = \omega_L/\tilde{\omega}_p = \mu_\mu/\mu_p$  from the muonium hyperfine splitting experiment at LAMPF. The actual result from BNL ( $\lambda$  updated) is [1]

$$a_\mu^{\text{exp}} = (11\,659\,209.1 \pm 5.4 \pm 3.3[6.3]) \times 10^{-10}.$$

To come are two complementary experiments: the magic  $\gamma$  improved muon  $g - 2$  experiment at Fermilab, tuning  $\left(a_\mu - \frac{1}{\gamma^2 - 1}\right) = 0$  [2], and a novel cold muons experiment at J-PARC using a small storage ring at  $\vec{E} = 0$  [3]. Both experiments attempt to improve the error by a factor 4. Most importantly, the ultra relativistic muons (CERN, BNL, Fermilab) and the ultra cold muons (J-PARC) experiments exhibit very different systematics and the latter will provide an important cross check of the magic gamma ones (see [4] and references therein). More on the experimental aspects and status the reader may find in the contribution by Lusiani [5], in these Proceedings.

The muon anomalous magnetic moment is a number represented by an overlay of a large number of individual quantum corrections of different

sign, which depend on a few fundamental parameters. In any renormalizable theory like the SM it is an unambiguous prediction of that theory. It is an ideal monitor for physics beyond the SM. The muon  $g - 2$  is about a factor 19 or 46 (if theory uncertainties included) more sensitive to New Physics (NP) than the electron  $g - 2$ , as we expect  $\Delta a_\ell^{\text{NP}} = \alpha^{\text{NP}} m_\ell^2 / M_{\text{NP}}^2$ . The new muon  $g - 2$  search for NP will take place as usual by confronting the new experiments with SM theory

$$\Delta a_\mu^{\text{NP}} = a_\mu^{\text{exp}} - a_\mu^{\text{SM}} \quad (2)$$

where

$$a_\mu^{\text{exp}} = \frac{\omega_a / \tilde{\omega}_p}{\mu_\mu / \mu_p - \omega_a / \tilde{\omega}_p} \quad (3)$$

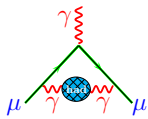
and

$$a_\mu^{\text{SM}} = a_\mu^{\text{QED}} + a_\mu^{\text{weak}} + a_\mu^{\text{HVP LO}} + a_\mu^{\text{HLbL}} + a_\mu^{\text{HAD HO}} \quad (4)$$

and the goal is to reach a precision  $\delta a_\mu^{\text{exp}} \sim 140$  ppb in experiments and  $\delta a_\mu^{\text{SM}} < 220$  ppb in theory. The coming round of “digging deeper” into the virtual quantum world is based on an improvement of the 5 numbers that have relevant uncertainties. These are  $\omega_a$ ,  $\tilde{\omega}_p$  and  $\mu_\mu / \mu_p$ , experimentally limited at 120 ppb. The expected experimental improvement will increase  $\Delta a_\mu = a_\mu^{\text{exp}} - a_\mu^{\text{the}}$  to  $6.7\sigma$  if theory as today and to  $\Delta a_\mu$  to  $11.5\sigma$  if the SM prediction is improved by a reduction of the hadronic uncertainty by a factor 2, which concerns  $a_\mu^{\text{HVP LO}}$  and  $a_\mu^{\text{HLbL}}$ . That’s what we hope to achieve! A case that promises New Physics to be seen with high significance.

In the following I will focus on the parts of the SM prediction which are limiting its precision, the leading order hadronic photon vacuum polarization (LO-HVP) and the hadronic light-by-light (HLbL) contributions.

## 2. Evaluation of the Leading Order $a_\mu^{\text{had}}$



The hadronic contribution to the vacuum polarization can be evaluated, with the help of dispersion relations (DR), from the energy scan of the ratio  $R(s) \equiv \sigma^{(0)}(e^+e^- \rightarrow \gamma^* \rightarrow \text{hadrons}) / \frac{4\pi\alpha^2}{3s}$  which can be measured up to some energy  $E_{\text{cut}}$  above which we can safely use perturbative QCD (pQCD) thanks to asymptotic freedom of QCD. Note that the DR requires the undressed (bare) cross-section  $\sigma^{(0)}(e^+e^- \rightarrow \gamma^* \rightarrow \text{hadrons}) = \sigma(e^+e^- \rightarrow \gamma^* \rightarrow \text{hadrons}) |\alpha(0)/\alpha(s)|^2$ . The lowest order HVP contribution is given by

$$a_\mu^{\text{had}} = \left( \frac{\alpha m_\mu}{3\pi} \right)^2 \left( \int_{m_{\pi^0}^2}^{E_{\text{cut}}^2} ds \frac{R^{\text{data}}(s) \hat{K}(s)}{s^2} + \int_{E_{\text{cut}}^2}^{\infty} ds \frac{R^{\text{pQCD}}(s) \hat{K}(s)}{s^2} \right), \quad (5)$$

where  $\hat{K}(s)$  is a known kernel function growing from 0.39, 0.63... at the  $m_{\pi^0}^2, 4m_{\pi^+}^2$  thresholds to 1 as  $s \rightarrow \infty$ . The integral is dominated by the  $\pi^+\pi^- \rightarrow \rho$  resonance peak shown in Fig. 2. The  $R(s)$ -data are displayed in Fig. 3. I apply pQCD from 5.2 GeV to 9.46 GeV and above 11.5 GeV.

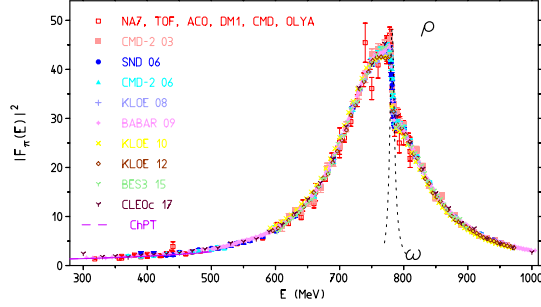


Fig. 2. A compilation of the modulus square of the pion form factor in the  $\rho$  meson region, which contributes about 75% to  $a_{\mu}^{\text{had}}$ . The corresponding  $R(s)$  is  $R(s) = \frac{1}{4} \beta_{\pi}^3 |F_{\pi}^{(0)}(s)|^2$ ,  $\beta_{\pi} = \sqrt{1 - 4m_{\pi}^2/s}$  is the pion velocity.

The experimental errors imply the dominating theoretical uncertainties. As a result I obtain [6, 7]

$$a_{\mu}^{\text{had}} = (688.07 \pm 4.14)[688.77 \pm 3.38] 10^{-10}; \quad e^+e^- \text{ - data based [incl. } \tau \text{]}. \quad (6)$$

Figure 4 shows the distribution of contributions and errors between different energy ranges. One of the main issues is  $R(s)$  in the region from 1.2 GeV to 2.0 GeV (see Fig. 5), where more than 30 exclusive channels must be measured and although it contributes about 14% only of the total it contributes about 42% of the uncertainty. In the low energy region, which is particularly important for the dispersive evaluation of the hadronic contribution to the muon  $g - 2$ , data have improved dramatically in the past decade for the dominant  $e^+e^- \rightarrow \pi^+\pi^-$  channel (CMD-2 [8], SND/Novosibirsk [9], KLOE/Frascati [10–14], BaBar/SLAC [15],

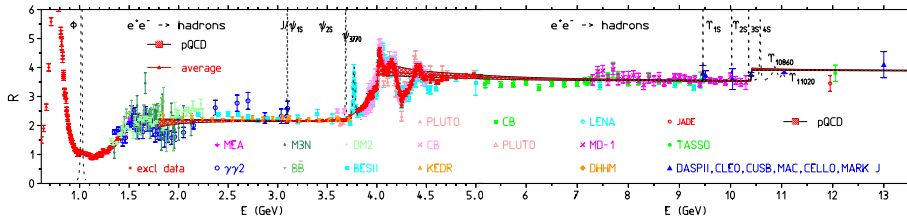


Fig. 3. The compilation of  $R(s)$  -data utilized.

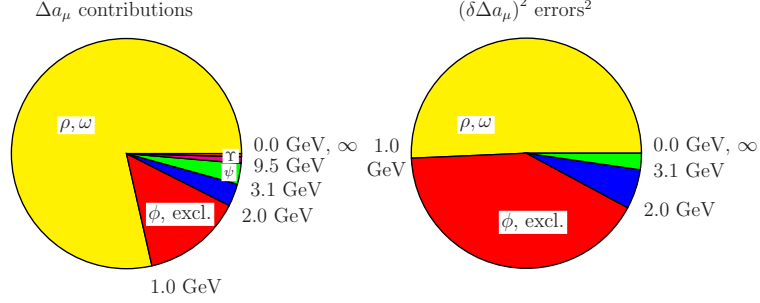


Fig. 4. Distribution of contributions and error squares from different energy regions.

BES-III/Beijing [16]), CLEOc/Cornell [17] and the statistical errors are a minor problem now. Similarly, the important region between 1.2 GeV to 2.4 GeV has been improved a lot by the BaBar exclusive channel measurements in the ISR mode [18–21]. Recent data sets collected are:  $e^+e^- \rightarrow 3(\pi^+\pi^-)$ ,  $e^+e^- \rightarrow \bar{p}p$  and  $e^+e^- \rightarrow K_S^0 K_L^0, K^+ K^-$  from CMD-3 [22, 23], and  $e^+e^- \rightarrow \bar{n}n$ ,  $e^+e^- \rightarrow \eta\pi^+\pi^-$ ,  $e^+e^- \rightarrow \pi^0\gamma$ ,  $e^+e^- \rightarrow \omega\eta\pi^0$ ,  $e^+e^- \rightarrow \omega\eta$ ,  $e^+e^- \rightarrow K^+ K^-$  and  $e^+e^- \rightarrow \omega\pi^0 \rightarrow \pi^0\pi^0\gamma$  from SND [24–26].

Above 2 GeV fairly accurate BES-II data [27] are available. A new inclusive determination of  $R(s)$  in the range 1.84 to 3.72 GeV has been obtained with the KEDR detector at Novosibirsk [28] (see figures 3 and 5). Recent new experimental input for HVP has been obtained by CMD-3 and SND at VEPP-2000 via energy scan and by BESIII at PEPC in the ISR setup. In Fig. 6 I show a collection of results obtained by various groups since 2009.

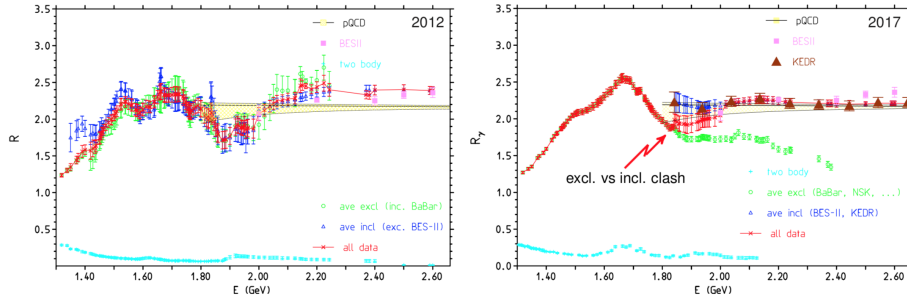


Fig. 5. Illustrating progress by BaBar and NSK exclusive channel data vs new inclusive data by KEDR. Old Frascati (like  $\gamma\gamma 2$ ) and Orsay (DM2) data are superseded by much better BaBar data. The excl. data relative to the pQCD band show an over shooting followed by an under shooting as expected from quark-hadron duality. The KEDR point at 1.84 GeV seems to violate duality expectations.

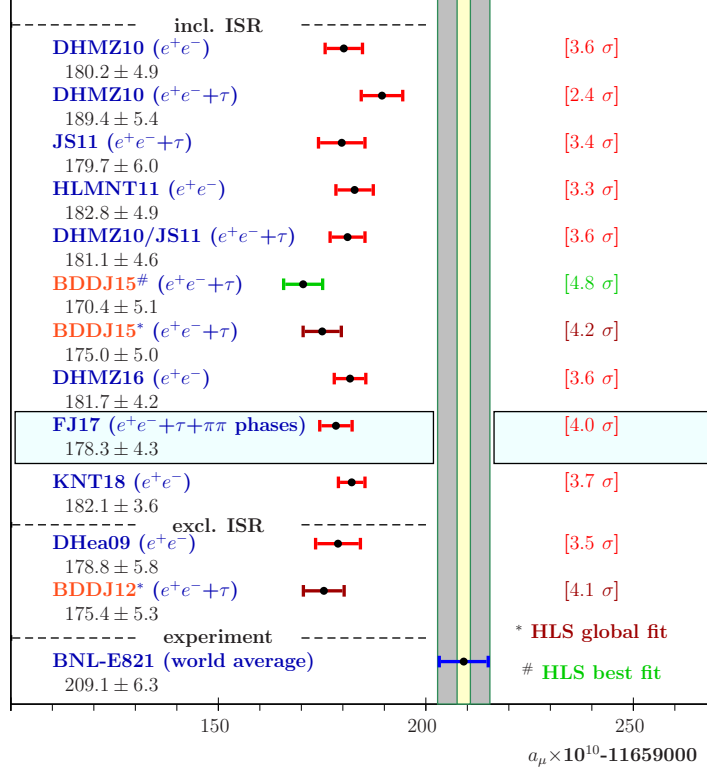


Fig. 6. Comparison with other results: DHMZ10 [29], JS11 [30], HLMNT11 [31], BDDJ15 [32], DHMZ16 [21], FJ17 [6, 7], DHea09 [33], BDDJ12 [34], KNT18 [35]. Two entries do not including IRS data. The narrow vertical band illustrates the future precision expected. Note: results depend on which value is taken for HLbL. JS11 and BDDJ13 includes  $116(39) \times 10^{-11}$  [36] [JN] others use  $105(26) \times 10^{-11}$  [37] [PdRV]. FJ17 includes  $\tau$  spectral data [30] and  $\pi\pi$  scattering phase-shift data [38].

Figure 6 illustrates the progress as well as the major uncertainties of SM predictions.

Remarkable progress has been achieved by lattice QCD groups in calculating  $a_\mu^{\text{HVP}}$ . Primary object for HVP in LQCD is the electromagnetic current correlator in Euclidean configuration space, which yields the vacuum polarization function  $\Pi(Q^2)$  needed to calculate  $a_\mu^{\text{HVP}} = 4\alpha^2 \int_0^\infty dQ^2 f(Q^2) [\Pi(Q^2) - \Pi(0)]$ . The integrand and the need for lattice size extrapolation is illustrated in Fig. 7. Results are shown in Fig. 8. The major part of LQCD uncertainties comes from the need of extrapolations (finite volume, lattice spacing and

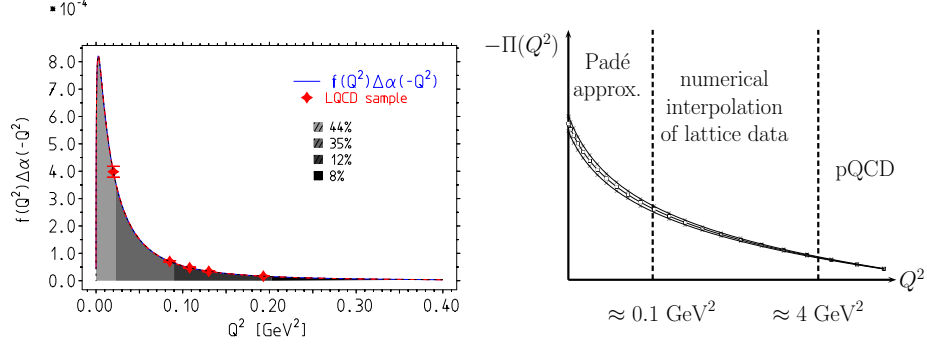


Fig. 7. Left: the  $a_\mu^{\text{had}}$  integrand as a function of  $Q^2$ . Ranges between  $Q_i = 0.00, 0.15, 0.30, 0.45$  and  $1.0$  GeV and their percent contribution to  $a_\mu^{\text{had}}$ . Right: range of direct lattice data and the need for extrapolation.

physical parametrers if not simulated at the physical point). In fact the momentum region below  $Q_{\text{min}} = 2\pi/L$  ( $L$  the lattice size) which for presently accessible  $Q_{\text{min}} \sim 314$  MeV accounts for about 40% of the  $a_\mu^{\text{had}}$  integral can only be obtained by extrapolation. The very precise RBC/UKQCD point is obtained by combining the directly accessible lattice results only (33.5%) with  $R$ -data (66.5%) where the latter are more precise.

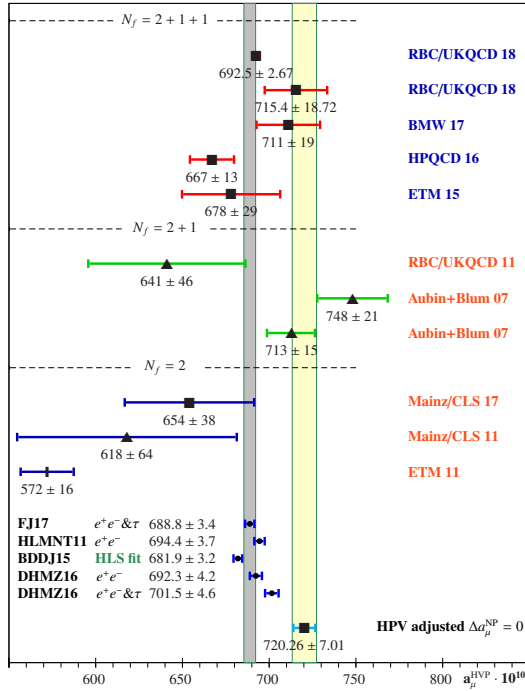
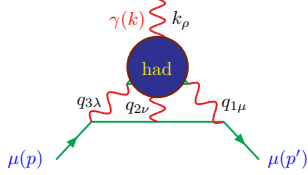


Fig. 8. Summary of recent LQCD results [39–48] for the leading order  $a_\mu^{\text{HVP}}$ , in units  $10^{-10}$ . Labels:  $\blacksquare$  marks  $u, d, s, c$ ,  $\blacktriangle$   $u, d, s$  and  $\blacksquare$   $u, d$  contributions. Individual flavor contributions from light ( $u, d$ ) amount to about 90%, strange about 8% and charm about 2%. The gray vertical band represents my evaluation. The wheat band represents the HVP required such that theory matches the experimental BNL result. Some recent  $R$ -data estimates are shown for comparison.



### 3. Hadronic Light-by-Light Contribution: Problems, Results

Key object is the hadronic contribution to the full rank-four light-by-light scattering tensor ( $A^\mu(x)$  denoting the photon field)



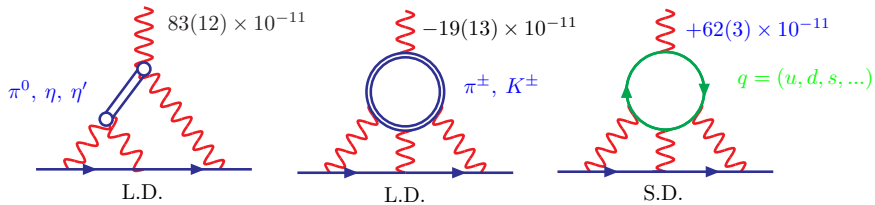
$$\langle 0 | T \{ A^\mu(x_1) A^\nu(x_2) A^\rho(x_3) A^\sigma(x_4) \} | 0 \rangle$$

which embodies the four electromagnetic current amplitude

$$\Pi_{\mu\nu\lambda\rho}(q_1, q_2, q_3) = \int d^4x_1 d^4x_2 d^4x_3 e^{i(q_1x_1 + q_2x_2 + q_3x_3)} \times \langle 0 | T \{ j_\mu(x_1) j_\nu(x_2) j_\lambda(x_3) j_\rho(0) \} | 0 \rangle. \quad (7)$$

The hadronic part with  $j_\mu = j_\mu^{\text{had}} = \frac{2}{3}\bar{u}\gamma_\mu u - \frac{1}{3}\bar{d}\gamma_\mu d - \frac{1}{3}\bar{s}\gamma_\mu s + \dots$  shares the following characteristic properties: 1) it is a non-perturbative object, 2) the covariant decomposition involves 138 Lorentz structures (43 gauge invariant), 3) 28 amplitudes can contribute to  $g - 2$ , by permutation symmetry 19 thereof are independent, 4) fortunately HLbL is dominated by the pseudoscalar exchanges  $\pi^0, \eta, \eta'$  described by the effective Wess-Zumino Lagrangian, 5) generally, pQCD is used to evaluate the short distance (S.D.) tail, 6) the dominant long distance (L.D.) part must be evaluated using some low energy effective model which includes the pseudoscalars as well as the vector mesons ( $\rho, \dots$ ). The latter mediate the vector meson dominance mechanism which is providing the necessary damping of the high energy behavior. More recently, it has been shown that a data driven dispersion relation approach is possible and very promising [49] and a number of improvements have been obtained already [50, 51].

One usually applies appropriate low energy effective hadron theories, like Hidden Local Symmetry (HLS), Extended Nambu-Jona-Lasinio (ENJL) models, examples of the Resonance Lagrangian Approach (RLA), or large  $N_c$  QCD inspired ansätze and other QCD inspired modelings which amount to calculate the following type of diagrams



The non-perturbative L.D. contributions is dominated the  $\pi^0$  exchange and requires the knowledge of the off-shell  $\pi^0\gamma\gamma$  form-factor (see Fig. 9). A basic

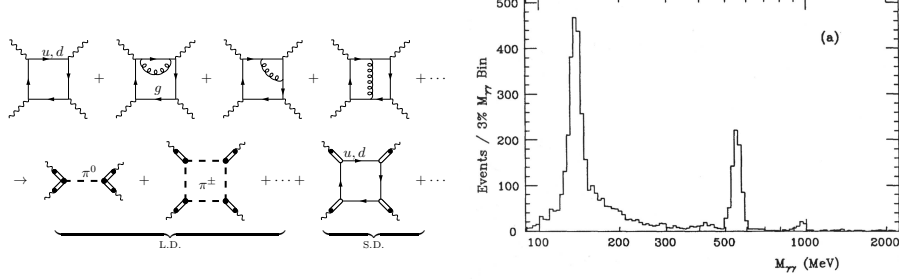


Fig. 9. Left: quark vs. hadron effective picture. Right:  $\gamma\gamma \rightarrow$  hadrons data [Crystal Ball 1988] show almost background free spikes of the pseudoscalar mesons!

problem in estimating the HLbL scattering contribution we have because in contrast to the one-scale HVP, HLbL exhibits 3 different energy scales. Fig. 10 illustrates the  $(0, s_1, s_2)$ -plane of the general  $(s, s_1, s_2)$ -domain of the  $\pi^0$  form-factor  $\mathcal{F}_{\pi^0 \gamma^* \gamma^*}(s, s_1, s_2)$ .

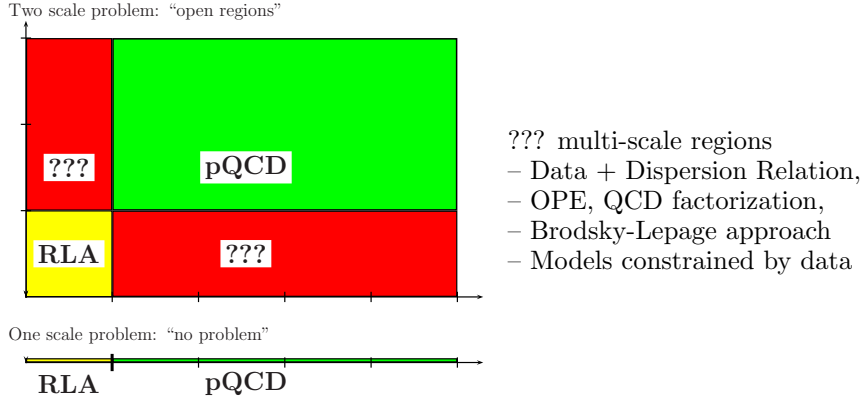


Fig. 10. The three scale HLbL exhibits not only L.D. and S.D. but also mixed regions. Possible methods are listed to the right.

Lets focus on the leading  $\pi^0$  exchange contribution. What do we know?  
Constraint I:  $\pi^0 \rightarrow \gamma\gamma$  decay

- The constant  $e^2 \mathcal{F}_{\pi^0 \gamma\gamma}(m_\pi^2, 0, 0) = \frac{e^2 N_c}{12\pi^2 f_\pi} = \frac{\alpha}{\pi f_\pi} \approx 0.025 \text{ GeV}^{-1}$  is well determined by the  $\pi^0 \rightarrow \gamma\gamma$  decay rate (from Wess-Zumino (WZ) Lagrangian).
- Information on  $\mathcal{F}_{\pi^0 \gamma^* \gamma}(m_\pi^2, -Q^2, 0)$  come from  $e^+e^- \rightarrow e^+e^-\pi^0$  experiments as shown in Fig. 11.

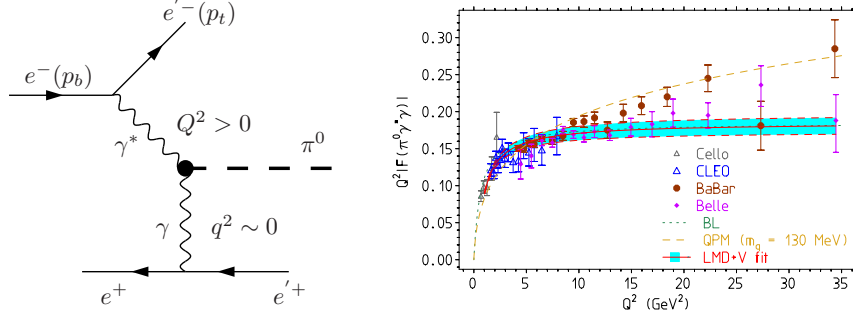


Fig. 11. CELLO, CLEO, BaBar and Belle measurements of the  $\pi^0$  form factor  $\mathcal{F}_{\pi^0\gamma^*\gamma}(m_\pi^2, -Q^2, 0)$  at high space-like  $Q^2$ . Towards higher energies BaBar is somewhat conflicting with Belle. The latter conforms with theory expectations, which we use as an OPE constraint. More data are available for  $\eta$  and  $\eta'$  production.

Constraint II: by the VMD mechanism the related Brodsky-Lepage behavior  $\mathcal{F}_{\pi^0\gamma^*\gamma}(m_\pi^2, -Q^2, 0) \simeq \frac{1}{4\pi^2 f_\pi} \frac{1}{1+(Q^2/8\pi^2 f_\pi^2)} \sim \frac{2f_\pi}{Q^2}$  provides the necessary damping (cutoff) in order to obtain finite integrals (the constant WZ form factor leads to a divergent result). Variants of models satisfying the constraints I and II yield similar answers. But ambiguities remain as only single tag data are available (one photon real) so far, as displayed in Fig. 11.

Recently the leading pseudoscalar meson exchange matrix element

$$M_{\mu\nu} = \varepsilon_{\mu\nu\alpha\beta} q_1^\alpha q_2^\beta \mathcal{F}_{\pi^0\gamma^*\gamma}(m_\pi^2; q_1^2, q_2^2), \quad (8)$$

has been evaluated beyond the single tag case in lattice QCD [52, 53]. For the first time  $\mathcal{F}_{\pi^0\gamma^*\gamma}(m_\pi^2; -Q^2, -Q^2)$  could be measured on the lattice and clearly discriminates all simple VMD model ansätze! What remains is the large- $N_c$  QCD (OPE constrained) LMD+V ansatz [54]

$$\begin{aligned} \mathcal{F}_{\pi^0\gamma^*\gamma^*}^{\text{LMD+V}}(p_\pi^2, q_1^2, q_2^2) &= \frac{F_\pi}{3} \frac{\mathcal{P}(q_1^2, q_2^2, p_\pi^2)}{\mathcal{Q}(q_1^2, q_2^2)}, \\ \mathcal{P}(q_1^2, q_2^2, p_\pi^2) &= h_0 q_1^2 q_2^2 (q_1^2 + q_2^2 + p_\pi^2) + h_1 (q_1^2 + q_2^2)^2 + h_2 q_1^2 q_2^2 \\ &\quad + h_3 (q_1^2 + q_2^2) p_\pi^2 + h_4 p_\pi^4 + h_5 (q_1^2 + q_2^2) + h_6 p_\pi^2 + h_7, \\ \mathcal{Q}(q_1^2, q_2^2) &= (M_{V_1}^2 - q_1^2) (M_{V_2}^2 - q_1^2) (M_{V_1}^2 - q_2^2) (M_{V_2}^2 - q_2^2), \quad (9) \end{aligned}$$

which for the pion-pole approximation  $p_\pi^2 = m_\pi^2$  is well constrained now, i.e. parameters  $h_i$  ( $i = 0, \dots, 7$ ) are rather well under control by QCD asymptotics and experimental and lattice data. QCD + constraints by data fixes  $h_0 = -1$ ,  $h_1 = 0$ ,  $h_3, h_4, h_6$  are absent in chiral limit such that only  $h_2, h_5$  and  $h_7$  remain as essential parameters if one adopts the VMD mechanism and identifies  $M_{V_1}, M_{V_2}$  with  $\rho, \rho'$  masses.

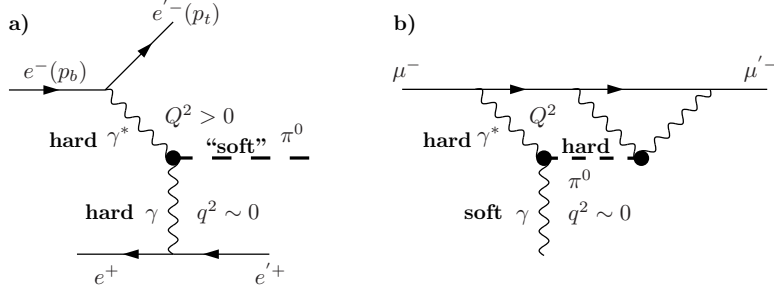


Fig. 12. Measured is  $\mathcal{F}_{\pi^0\gamma^*\gamma}(m_\pi^2, -Q^2, 0)$  at high space-like  $Q^2$ , needed at external vertex of the  $g-2$  diagram is  $\mathcal{F}_{\pi^0\gamma^*\gamma}(-Q^2, -Q^2, 0)$  or  $\mathcal{F}_{\pi^0\gamma^*\gamma}(q^2, q^2, 0)$  if integral to be evaluated in Minkowski space.

Table 1. Some results for the leading  $\pi^0$ -exchange contribution to the HLbL.

model	$a_\mu^{\pi^0} \cdot 10^{10}$	Ref.
EJLN/BPP	5.9(0.9)	[59, 60]
Non-local quark model	6.72	[61]
Dyson-Schwinger Eq. Approach	5.75	[62]
LMD+V/KN	5.8 – 6.3	[54]
MV: LMD+V+OPE[WZ]	6.3(1.0)	[58]
Form-factor inspired by AdS/QCD	6.54	[63]
Chiral quark model	6.8	[64]
Magnetic susceptibility constraint	7.2	[36, 57]

One important issue concerns the need of analytic continuation, as illustrated in Fig. 12. In principle this should be answered within the dispersive approach to HLbL or in lattice QCD (see e.g. [53, 55, 56]). So far most estimates adopt the pion-pole approximation (except [36, 57]) and apply VMD dressing at external vertex (except [58]). Adopting a LMD+V fit, my estimation for the leading LbL contribution from PS mesons is

$$a_\mu[\pi^0, \eta, \eta'] \sim (95.45 = [64.68 + 14.87 + 15.90] \pm 12.40) \times 10^{-11}.$$

Table 1 lists a number of results for the  $\pi^0$ -exchange contribution using very different approaches.

Besides the pseudoscalar contributions  $\pi^0, \eta, \eta'$  one similarly can estimate the axial-mesons  $a_1, f_1, f'_1$ , the scalars  $a_0, f_0, f'_0$ ,  $\pi^\pm, K^\pm$ -loops and residual quark-loop contributions. Tensor mesons [50] and a NLO [65] contribution are also to be included. I then estimate

$$a_\mu^{\text{HLbL}} = [95.5(12.4) + 7.6(2.7) - 6.0(1.2) - 20(5) + 22.3(4) + 1.1(0.1) + 3(2)] \times 10^{-11} = 103.4(28.8) \times 10^{-11} \quad (10)$$

I have scaled up the quadratically combined error on the l.h.s. by a factor 2 on the r.h.s. to account for uncertainties which are difficult to be quantified more precisely. For details I refer to Sect. 5.2.10 of my book [7].

#### 4. Theory vs. Experiment: do we see New Physics?

Table 2 compares SM theory with the BNL experimental result.

Table 2. Standard model theory and experiment comparison in units  $10^{-10}$  (see also [66–69]).

Contribution	Value	Error	Ref.
QED incl. 4-loops + 5-loops	11 658 471.886	0.003	[70–72]
Hadronic LO vacuum polarization	689.46	3.25	[6]
Hadronic light-by-light	10.34	2.88	[7]
Hadronic HO vacuum polarization	-8.70	0.06	[6]
Weak to 2-loops	15.36	0.11	[73]
Theory	11 659 178.3	4.3	–
Experiment	11 659 209.1	6.3	[1]
The. - Exp. 4.0 standard deviations	-30.6	7.6	–

What may the 4  $\sigma$  deviation be: new physics? a statistical fluctuation? underestimating uncertainties (experimental, theoretical)? *Do experiments measure what theoreticians calculate?* Could it be unaccounted real photon radiation effects? For possible effects related to lepton flavor violation see e.g. [7, 36, 74] and references therein. At the present/future level of precision  $a_\mu$  depends on all physics incorporated in the SM: electromagnetic, weak, and strong interaction effects and beyond that *all possible new physics* we are hunting for. Figure 13 illustrates past and expected progress in “the closer we look the more there is to see”. Here we are and hope to go. It contrast with the same status for the electron, Fig. 14 shows that  $a_e$  still is and remains a QED test mainly.

Note added: a new more precise value of  $\alpha$  from atomic interferometry with Cesium<sup>133</sup> has been obtained at the University of California Berkeley [75]:  $\alpha^{-1}(\text{Cs18}) = 137.035999046(27)$  giving an  $a_e$  prediction  $a_e = 0.00115965218157(23)$  such that  $a_e^{\text{exp}} - a_e^{\text{the}} = (-84 \pm 36) \times 10^{-14}$  a  $-2.3 \sigma$  deviation. Previously with  $\alpha^{-1}(\text{Rb11}) = 137.035999037(92)$  we had

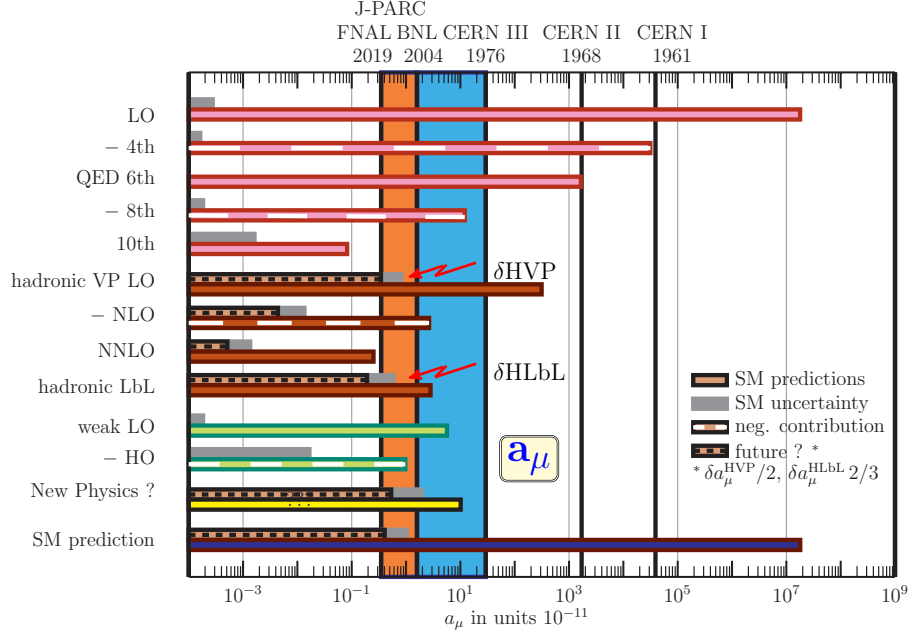


Fig. 13. Past and future  $g - 2$  experiments testing various contributions. New Physics  $\stackrel{?}{=}$  deviation  $(a_\mu^{\text{exp}} - a_\mu^{\text{the}})/a_\mu^{\text{exp}}$ . Limiting theory precision: hadronic vacuum polarization (HVP) and hadronic light-by-light (HLbL) (see also [76]).

$a_e = 0.00115965218165(77)$  and with  $a_e^{\text{exp}} - a_e^{\text{the}} = (-92 \pm 82) \times 10^{-14}$  a  $1.1 \sigma$  deviation. Although the central value moved closer to experimental value the deviation has increased owing to the more precise value of  $\alpha$ . Note that the  $a_e$  “discrepancy” is of opposite sign of the  $a_\mu$  one!

## 5. Prospects

A “New Physics” interpretation of the persisting 3 to 4  $\sigma$  gap requires relatively strongly coupled states in the range below about 250 GeV. Search bounds from LEP, Tevatron and specifically from the LHC already have ruled out a variety of Beyond the Standard Model (BSM) scenarios, so much that standard motivations of SUSY/GUT extensions seem to fall in disgrace. There is no doubt that performing doable improvements on both the theory and the experimental side allows one to substantially sharpen (or diminish) the apparent gap between theory and experiment.

In any case  $a_\mu$  constrains BSM scenarios distinctively and at the same time challenges a better understanding of the SM prediction. The two

complementary experiments on the way, operating with ultra hot muons [2] and with ultra cold muons [3], respectively, especially could differ by possible unaccounted real photon radiation effects. Provided the deviation is real and theory and needed hadronic cross section data can be improved as expected the muon  $g - 2$  experiments could establish  $\Delta a_\mu^{\text{NP}}$  at about 10 standard deviations.

A remark concerning HVP issues in the standard data based time-like approach is in order here:

- i) How to combine a pretty large number of data-sets to a truly reliable  $R$ -function. What is the true uncertainty? What part is reliably taken from pQCD? Including or excluding outdated (=older less precise) data-sets? Bare versus physical cross sections, how reliable is VP subtraction?
- ii) Radiative corrections specifically for the ISR method, sQED issues etc. The ISR method requires one order in  $\alpha$  more precise RC calculation relative to the SCAN method, at least full 2-loop Bhabha and/or  $e^+e^- \rightarrow \mu^+\mu^-$  as

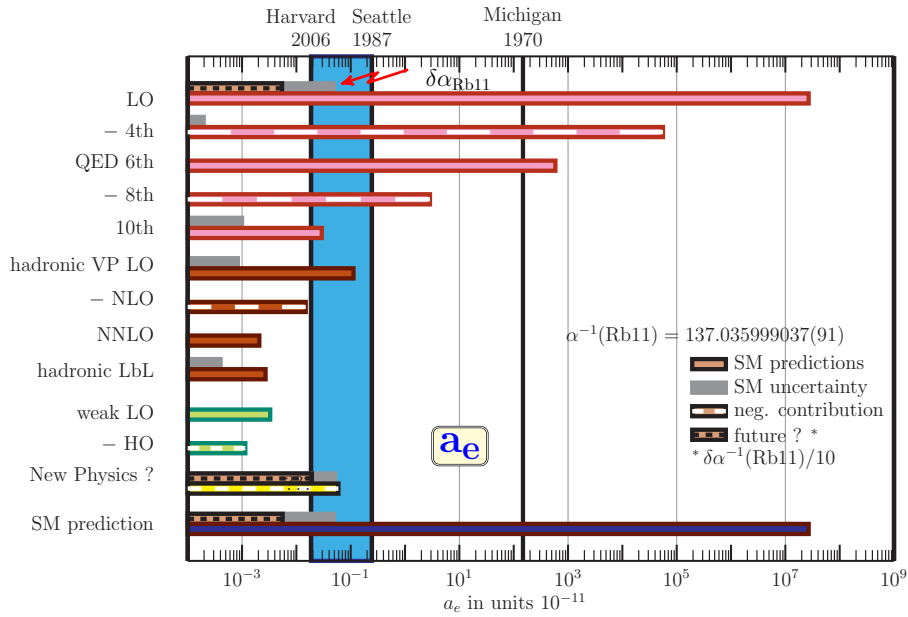


Fig. 14. Status and sensitivity of the  $a_e$  experiments testing various contributions. The error is dominated by the uncertainty of  $\alpha(\text{Rb11})$  from atomic interferometry. No “New Physics”  $\stackrel{?}{=} \text{deviation } (a_e^{\text{exp}} - a_e^{\text{the}})/a_\mu^{\text{exp}}$ . The blue band illustrates the improvement by the Harvard experiment. Note the very different sensitivities to non-QED contributions in comparison with  $a_\mu$  (for entries see e.g. [6, 7, 76]).

well as ISR–FSR interference in the  $\pi^+\pi^-$  channel. What about RC to other more complicated channels (see e.g. [77, 78]). What about disentangling 30 channels and recombining them in the 1 to 2 GeV region (quantum interference, missing parts, double counting issues)?

iii) What precisely do we need in the DR? The 1PI “blob”, which is not a measurable quantity. Need undressing from QED effects, photon VP subtraction, FSR modeling,  $\rho^0 - \gamma$  mixing? Do we do this at sufficient precision?

vi) Non-convergence of Dyson series for OZI suppressed narrow resonances (see e.g. [68]).

v) Missing data compatibility among different experiments. Here, global fit strategies (see e.g. [32, 34]) can help to learn more about possible problems.

Of course, I think we are doing the best to our knowledge. However, there is no unambiguous method to combine systematic errors. Uncertainties are definitely squeezed beyond what can be justified beyond doubts, I think.

Therefore, the very different Euclidean approaches, lattice QCD and the proposed alternative direct measurements of the hadronic shift  $\Delta\alpha(-Q^2)$  [79], in the long term will be indispensable as complementary cross-checks.

For future improvements of the HLbL part one desperately needs more information from  $\gamma\gamma \rightarrow$  hadrons (see e.g. [80]) in order to have better constraints on modeling of the many relevant hadronic amplitudes. The dispersive approach to HLbL [49, 51] is able to allow for real progress since contributions which were treated so far as separate contributions will be treated “rolled into one” (as entirety). Note that HLbL depends on 19 independent amplitudes which contribute to  $g - 2$  while HVP depends on a single one. Last but not least: do theoreticians calculate what experiments measure (form-factor vs cross-section)?

$$a_\mu^{\text{the}} = a_\mu^{\text{SM virtual}} [= F_2(0)] + \underbrace{\Delta a_\mu^{\text{SM real soft } \gamma}}_{???} \underbrace{[\text{dep. on exp. setup}]}_{\text{Fermilab vs J-PARC}} + \Delta a_\mu^{\text{NP}} .$$

A lot remains to be done while a new  $a_\mu^{\text{exp}}$  is in sight.

### Acknowledgments

Many thanks to the organizers for the kind invitation to the 2018 Cracow EIPHANY Conference and for giving me the opportunity to present this talk. I gratefully acknowledge the support by DESY.

### REFERENCES

- [1] G. W. Bennett et al. [Muon G-2 Collab.], Phys. Rev. D **73** (2006) 072003.



- [2] J. Grange et al. [Muon g-2 Collab.], arXiv:1501.06858 [physics.ins-det]; <http://muon-g-2.fnal.gov>
- [3] T. Mibe [J-PARC g-2 Collab.], Nucl. Phys. Proc. Suppl. **218** (2011) 242; <http://g-2.kek.jp>
- [4] D. W. Hertzog, EPJ Web Conf. **118**, 01015 (2016)
- [5] A. Lusiani, *Muon g-2, Current experimental status and future prospects*, these Proceedings
- [6] F. Jegerlehner, arXiv:1711.06089 [hep-ph].
- [7] F. Jegerlehner, Springer Tracts Mod. Phys. **274**, pp.1 (2017).
- [8] R. R. Akhmetshin et al. [CMD-2 Collab.], Phys. Lett. B **578**, 285 (2004); V. M. Aulchenko et al. [CMD-2 Collab.], JETP Lett. **82**, 743 (2005) [Pisma Zh. Eksp. Teor. Fiz. **82**, 841 (2005)]; R. R. Akhmetshin et al., JETP Lett. **84**, 413 (2006) [Pisma Zh. Eksp. Teor. Fiz. **84**, 491 (2006)]; Phys. Lett. B **648**, 28 (2007)
- [9] M. N. Achasov et al. [SND Collab.], J. Exp. Theor. Phys. **103**, 380 (2006) [Zh. Eksp. Teor. Fiz. **130**, 437 (2006)]
- [10] A. Aloisio et al. [KLOE Collab.], Phys. Lett. B **606**, 12 (2005); F. Ambrosino et al. [KLOE Collab.], Phys. Lett. B **670**, 285 (2009)
- [11] F. Ambrosino et al. [KLOE Collab.], Phys. Lett. B **700**, 102 (2011)
- [12] D. Babusci et al. [KLOE Collab.], Phys. Lett. B **720**, 336 (2013)
- [13] A. Anastasi et al. [KLOE-2 Collab.], arXiv:1711.03085 [hep-ex].
- [14] G. Venanzoni [KLOE-2 Collab.], EPJ Web Conf. **166**, 00021 (2018)
- [15] B. Aubert et al. [BABAR Collab.], Phys. Rev. Lett. **103**, 231801 (2009); J. P. Lees et al., Phys.Rev. **D86**, 032013 (2012)
- [16] M. Ablikim et al. [BESIII Collab.], Phys. Lett. B **753**, 629 (2016)
- [17] T. Xiao, S. Dobbs, A. Tomaradze, K. K. Seth, G. Bonvicini, Phys. Rev. D **97**, no. 3, 032012 (2018)
- [18] B. Aubert et al. [BABAR Collab.], Phys. Rev. D **70**, 072004 (2004); **71**, 052001 (2005); **73**, 012005 (2006); **73**, 052003 (2006); **76**, 012008, ibid. 092005, ibid. 092006, (2007); **77**, 092002 (2008)
- [19] J. P. Lees et al. [BaBar Collab.], Phys. Rev. D **85**, 112009 (2012); **86**, 012008 (2012); **87**, 092005 (2013); **88**, 032013 (2013); **89**, 092002 (2014)
- [20] M. Davier, Nucl. Part. Phys. Proc. **260**, 102 (2015)
- [21] M. Davier, A. Höcker, B. Malaescu, Z. Zhang, Adv. Ser. Direct. High Energy Phys. **26**, 129 (2016)
- [22] R. R. Akhmetshin et al. [CMD-3 Collab.], Phys. Lett. B **723**, 82 (2013); **759**, 634 (2016)
- [23] E. A. Kozyrev et al. [CMD-3 Collab.], Phys. Lett. B **760**, 314 (2016)
- [24] M. N. Achasov et al., Phys. Rev. D **90**, no.11, 112007 (2014)
- [25] V. M. Aulchenko et al. [SND Collab.], Phys. Rev. D **91**, no.5, 052013 (2015)

- [26] M. N. Achasov et al. [SND Collab.], Phys. Rev. D **93**, no.9, 092001 (2016); **94**, no.3, 032010 (2016); **94**, no.9, 092002 (2016); **94**, no.11, 112006 (2016); **94**, no.11, 112001 (2016)
- [27] J. Z. Bai et al. [BES Collab.], Phys. Rev. Lett. **84**, 594 (2000); Phys. Rev. Lett. **88**, 101802 (2000); M. Ablikim et al., Phys. Lett. B **677**, 239 (2009)
- [28] V. V. Anashin et al., Phys. Lett. B **753**, 533 (2016); arXiv:1610.02827 [hep-ex].
- [29] M. Davier, A. Höcker, B. Malaescu, Z. Zhang, Eur. Phys. J. C **71**, 1515 (2011) [Erratum-ibid. C **72**, 1874 (2012)]
- [30] F. Jegerlehner, R. Szafron, Eur. Phys. J. C **71**, 1632 (2011)
- [31] K. Hagiwara, R. Liao, A. D. Martin, D. Nomura, T. Teubner, J. Phys. G G **38**, 085003 (2011)
- [32] M. Benayoun, P. David, L. DelBuono, F. Jegerlehner, Eur. Phys. J. C **75**, no.12, 613 (2015)
- [33] M. Davier et al., Eur. Phys. J. C **66**, 127 (2010)
- [34] M. Benayoun, P. David, L. DelBuono, F. Jegerlehner, Eur. Phys. J. C **72**, 1848 (2012); **73**, 2453 (2013)
- [35] A. Keshavarzi, D. Nomura, T. Teubner, arXiv:1802.02995 [hep-ph].
- [36] F. Jegerlehner, A. Nyffeler, Phys. Rept. **477**, 1 (2009)
- [37] J. Prades, E. de Rafael, A. Vainshtein, Adv. Ser. Direct. High Energy Phys. **20**, 303 (2009)
- [38] B. Ananthanarayan, I. Caprini, D. Das, I. S. Imsong, Phys. Rev. D **89** (2014) 036007; Phys. Rev. D **93** (2016) 116007
- [39] T. Blum et al. [RBC and UKQCD Collab.], arXiv:1801.07224 [hep-lat].
- [40] S. Borsanyi et al. [Budapest-Marseille-Wuppertal Collab.], arXiv:1711.04980 [hep-lat].
- [41] B. Chakraborty, C. T. H. Davies, P. G. de Oliveira, J. Koponen, G. P. Lepage, arXiv:1601.03071 [hep-lat].
- [42] F. Burger, X. Feng, K. Jansen, M. Petschlies, G. Pientka, D. B. Renner, EPJ Web Conf. **118**, 01029 (2016)
- [43] F. Burger et al. [ETM Collab.], JHEP **1402**, 099 (2014)
- [44] P. Boyle, L. Del Debbio, E. Kerrane, J. Zanotti, Phys. Rev. D **85**, 074504 (2012)
- [45] C. Aubin, T. Blum, Phys. Rev. D **75**, 114502 (2007)
- [46] M. Della Morte et al., arXiv:1705.01775 [hep-lat]
- [47] M. Della Morte, B. Jäger, A. Jüttner, H. Wittig, JHEP **1203**, 055 (2012)
- [48] X. Feng, K. Jansen, M. Petschlies, D. B. Renner, Phys. Rev. Lett. **107**, 081802 (2011)
- [49] G. Colangelo, M. Hoferichter, M. Procura and P. Stoffer, JHEP **1509**, 074 (2015)
- [50] V. Pauk, M. Vanderhaeghen, Eur. Phys. J. C **74** (2014) no.8, 3008

- [51] G. Colangelo, M. Hoferichter, M. Procura, P. Stoffer, arXiv:1701.06554 [hep-ph], arXiv:1702.07347 [hep-ph]
- [52] A. Grardin, H. B. Meyer and A. Nyffeler, Phys. Rev. D **94**, no. 7, 074507 (2016)
- [53] N. Asmussen et al., arXiv:1801.04238 [hep-lat].
- [54] M. Knecht, A. Nyffeler, Phys. Rev. D **65** (2002) 073034
- [55] T. Blum, N. Christ, M. Hayakawa, T. Izubuchi, L. Jin, C. Lehner, Phys. Rev. D **93** (2016) no.1, 014503
- [56] J. Green, O. Gryniuk, G. von Hippel, H. B. Meyer, V. Pascalutsa, Phys. Rev. Lett. **115** (2015) no.22, 222003
- [57] A. Nyffeler, Phys. Rev. D **79** (2009) 073012
- [58] K. Melnikov, A. Vainshtein, Phys. Rev. D **70** (2004) 113006
- [59] J. Bijnens, E. Pallante, J. Prades, Phys. Rev. Lett. **75** (1995) 1447 [Erratum-ibid. **75** (1995) 3781]; Nucl. Phys. B **474** (1996) 379; [Erratum-ibid. **626** (2002) 410]
- [60] J. Bijnens, arXiv:1712.09787 [hep-ph].
- [61] A. E. Dorokhov and W. Broniowski, Phys. Rev. D **78**, 073011 (2008)
- [62] T. Goetze, C. S. Fischer and R. Williams, Phys. Rev. D **83**, 094006 (2011) Erratum: [Phys. Rev. D **86**, 099901 (2012)]
- [63] L. Cappiello, O. Cata, G. D'Ambrosio, Phys. Rev. D **83** (2011) 093006
- [64] D. Greynat, E. de Rafael, JHEP **1207** (2012) 020
- [65] G. Colangelo, M. Hoferichter, A. Nyffeler, M. Passera, P. Stoffer, Phys. Lett. B **735** (2014) 90
- [66] M. Knecht, EPJ Web Conf. **118**, 01017 (2016).
- [67] A. Nyffeler, arXiv:1710.09742 [hep-ph].
- [68] F. Jegerlehner, EPJ Web Conf. **118**, 01016 (2016)
- [69] F. Jegerlehner, EPJ Web Conf. **166**, 00022 (2018)
- [70] T. Aoyama, M. Hayakawa, T. Kinoshita, M. Nio, Phys. Rev. Lett. **109** (2012) 111808
- [71] S. Laporta, Phys. Lett. B **772**, 232 (2017)
- [72] P. Marquard, A. V. Smirnov, V. A. Smirnov, M. Steinhauser and D. Wellmann, arXiv:1708.07138 [hep-ph].
- [73] C. Gnendiger, D. Stöckinger, H. Stöckinger-Kim, Phys. Rev. D **88** (2013) 053005.
- [74] M. Lindner, M. Platscher, F. S. Queiroz, Phys. Rept. **731**, 1 (2018)
- [75] R. H. Parker et al. Science **360**, 191 (2018); doi: 10.1126/science.aap7706
- [76] P. J. Mohr, D. B. Newell and B. N. Taylor, Rev. Mod. Phys. **88**, no. 3, 035009 (2016)
- [77] H. Czyż, Int. J. Mod. Phys. Conf. Ser. **35**, 1460402 (2014)
- [78] F. Jegerlehner, K. Kołodziej, Eur. Phys. J. C **77**, no. 4, 254 (2017)
- [79] G. Abbiendi et al., Eur. Phys. J. C **77**, no. 3, 139 (2017)
- [80] C. F. Redmer [BESIII Collab.], EPJ Web Conf. **166**, 00017 (2018).