

Models with Extended Higgs Sectors at Future e^+e^- Colliders

Duarte Azevedo^{1,4*}, Pedro Ferreira^{1,2†}, M. Margarete Mühlleitner^{3‡},
Rui Santos^{1,2,4§}, Jonas Wittbrodt^{5¶}

¹*Centro de Física Teórica e Computacional, Faculdade de Ciências,
Universidade de Lisboa, Campo Grande, Edifício C8 1749-016 Lisboa, Portugal*

²*ISEL - Instituto Superior de Engenharia de Lisboa,
Instituto Politécnico de Lisboa 1959-007 Lisboa, Portugal*

³*Institute for Theoretical Physics, Karlsruhe Institute of Technology,
76128 Karlsruhe, Germany*

⁴*LIP, Departamento de Física, Universidade do Minho, 4710-057 Braga, Portugal*

⁵*Deutsches Elektronen-Synchrotron DESY, Notkestraße 85, 22607 Hamburg, Germany*

Abstract

We discuss the phenomenology of several Beyond the Standard Model (SM) extensions that include extended Higgs sectors. The models discussed are: the SM extended by a complex singlet field (CxSM), the 2-Higgs-Doublet Model with a CP-conserving (2HDM) and a CP-violating (C2HDM) scalar sector, the singlet extension of the 2-Higgs-Doublet Model (N2HDM), and the Next-to-Minimal Supersymmetric SM extension (NMSSM). All the above models have at least three neutral scalars, with one being the 125 GeV Higgs boson. This common feature allows us to compare the production and decay rates of the other two scalars and therefore to compare their behaviour at future electron-positron colliders. Using predictions on the expected precision of the 125 GeV Higgs boson couplings at these colliders we are able to obtain the allowed admixtures of either a singlet or a pseudoscalar to the observed 125 GeV scalar. Therefore, even if no new scalar is found, the expected precision at future electron-positron colliders, such as CLIC, will certainly contribute to a clearer picture of the nature of the discovered Higgs boson.

*E-mail: dazevedo@alunos.fc.ul.pt

†E-mail: pmmferreira@fc.ul.pt

‡E-mail: milada.muehlleitner@kit.edu

§E-mail: rasantos@fc.ul.pt

¶E-mail: jonas.wittbrodt@desy.de

1 Introduction

The discovery of the Higgs boson by the LHC experiments ATLAS [1] and CMS [2] has triggered the search for new scalars as predicted by Beyond the Standard Model (BSM) models with extended Higgs sectors. Although no new scalars were found at the LHC up until now, and no solid hints of new physics have been reported by the LHC collaborations, the increasing precision in the measurement of the Higgs couplings to fermions and gauge bosons has dramatically reduced the parameter space of BSM models. Hence, it could be that at the end of the LHC run we will not discover any new particle and will have to rely on future colliders to further search for new physics.

In this work we discuss the phenomenology of several BSM extensions that include extended Higgs sectors at a future electron-positron collider. The models discussed are: the SM extended by a complex singlet field (CxSM), the 2-Higgs-Doublet Model with a CP-conserving (2HDM) and a CP-violating (C2HDM) scalar sector, the singlet extension of the 2-Higgs-Doublet Model (N2HDM), and the Next-to-Minimal Supersymmetric SM extension (NMSSM). All the above models have at least three neutral bosons, with one being the 125 GeV Higgs boson. This common feature allows us to compare the production and decay rates of the other two scalars.

The models are investigated by performing parameter scans that take into account the most relevant theoretical and experimental constraints. Our main goal is to answer two questions. The first one is what can an electron-positron collider tell us about the nature of the discovered Higgs boson - is it just part of a doublet, or two doublets; has it a singlet component or a CP-violating one, and if so how large? The second one is, to what extent can a future electron-positron collider distinguish between the different BSM versions if a new Higgs boson is found? Are we able to disentangle the models based on Higgs rate measurements? We hope that we can shed some light on the relevance of a future electron-positron collider for BSM Higgs searches. This is part (see [3,4] for recent studies on similar subjects) of an effort to build a strong physics case for the next electron-positron colliders.

The outline of the paper is as follows. In section 2 we briefly introduce the models under study. In section 3 we describe the constraints on the models and how the scans over the parameter space are performed. In section 4 we discuss what we can learn about the nature of the discovered 125 GeV scalar after CLIC. In section 5 the signal rates of the non-SM-like Higgs bosons are compared within the different models. Our conclusions are given in section 6.

2 Description of the Models

We start with a very brief description of the models analysed in this work and we refer the reader to [5] for a detailed description. Here we will just set our notation and define the free parameters used in each model.

2.1 The Complex Singlet Extension of the SM

The first model we discuss is an extension of the SM by a complex scalar field (CxSM) which is defined by a scalar potential with a softly broken global $U(1)$ symmetry given by

$$V = \frac{m^2}{2} H^\dagger H + \frac{\lambda}{4} (H^\dagger H)^2 + \frac{\delta_2}{2} H^\dagger H |\mathbb{S}|^2 + \frac{b_2}{2} |\mathbb{S}|^2 + \frac{d_2}{4} |\mathbb{S}|^4 + \left(\frac{b_1}{4} \mathbb{S}^2 + a_1 \mathbb{S} + c.c. \right), \quad (2.1)$$

where $\mathbb{S} = S + iA$ is a hypercharge zero scalar field and the soft breaking terms are written in parenthesis. We write the fields as

$$H = \left(\begin{array}{c} G^+ \\ \frac{1}{\sqrt{2}}(v + h + iG^0) \end{array} \right) \quad \text{and} \quad \mathbb{S} = \frac{1}{\sqrt{2}} [v_S + s + i(v_A + a)] , \quad (2.2)$$

where $v \approx 246$ GeV is the vacuum expectation value (VEV) of the h field and v_S and v_A are the VEVs of the real and imaginary parts of the complex singlet field, respectively. Except for the soft breaking terms, all parameters are real as required by the hermiticity of the potential. As we further impose invariance under $\mathbb{S} \rightarrow \mathbb{S}^*$ (or $A \rightarrow -A$), a_1 and b_1 are real. We choose to work in the broken phase (all three VEVs are non-zero) because this phase leads to mixing between the three CP-even scalars. Their mass eigenstates are denoted by H_i and are obtained from the gauge eigenstates via the rotation matrix R parametrised as

$$R = \left(\begin{array}{ccc} c_1 c_2 & s_1 c_2 & s_2 \\ -(c_1 s_2 s_3 + s_1 c_3) & c_1 c_3 - s_1 s_2 s_3 & c_2 s_3 \\ -c_1 s_2 c_3 + s_1 s_3 & -(c_1 s_3 + s_1 s_2 c_3) & c_2 c_3 \end{array} \right) , \quad (2.3)$$

where we have defined $s_i \equiv \sin \alpha_i$ and $c_i \equiv \cos \alpha_i$, and without loss of generality the angles vary in the range

$$-\frac{\pi}{2} \leq \alpha_i < \frac{\pi}{2} , \quad (2.4)$$

and the masses of the neutral Higgs bosons are ordered as $m_{H_1} \leq m_{H_2} \leq m_{H_3}$, We choose as input parameters the set

$$\alpha_1 , \quad \alpha_2 , \quad \alpha_3 , \quad v , \quad v_S , \quad m_{H_1} \quad \text{and} \quad m_{H_3} , \quad (2.5)$$

and the remaining parameters are determined internally in `ScannerS` [6,7] fulfilling the minimum conditions of the vacuum.

In the broken phase, the couplings of each Higgs boson, H_i , to SM particles are rescaled by a common factor R_{i1} . The expression for all couplings can be found in the appendix B.1 of [8]. All Higgs branching ratios, including the state-of-the art higher order QCD corrections and possible off-shell decays can be obtained from `SHDECAY` [8]¹ which is an implementation of the CxSM and also the RxSM both in their symmetric and broken phases in `HDECAY` [9,10]. A detailed description of the program can be found in appendix A of [8].

2.2 The 2HDM and the C2HDM

In this section we introduce the real (2HDM) and complex (C2HDM) versions of a particular 2-Higgs-Doublet model, where we add a second doublet to the SM scalar sector. The Higgs potential is invariant under the \mathbb{Z}_2 transformations $\Phi_1 \rightarrow \Phi_1$ and $\Phi_2 \rightarrow -\Phi_2$ and is written as

$$\begin{aligned} V = & m_{11}^2 |\Phi_1|^2 + m_{22}^2 |\Phi_2|^2 - m_{12}^2 (\Phi_1^\dagger \Phi_2 + h.c.) + \frac{\lambda_1}{2} (\Phi_1^\dagger \Phi_1)^2 + \frac{\lambda_2}{2} (\Phi_2^\dagger \Phi_2)^2 \\ & + \lambda_3 (\Phi_1^\dagger \Phi_1) (\Phi_2^\dagger \Phi_2) + \lambda_4 (\Phi_1^\dagger \Phi_2) (\Phi_2^\dagger \Phi_1) + \left[\frac{\lambda_5}{2} (\Phi_1^\dagger \Phi_2)^2 + h.c. \right] . \end{aligned} \quad (2.6)$$

¹The program `SHDECAY` can be downloaded from the url: <http://www.itp.kit.edu/~maggie/shDECAY>.

By extending the \mathbb{Z}_2 symmetry to the fermions we guarantee the absence of tree-level Flavour Changing Neutral Currents (FCNC). If all parameters of the potential are real and the VEVs in each doublet are also real the potential is CP-conserving and we call the model 2HDM; if the VEVs are real but m_{12}^2 and λ_5 are complex, with different unrelated phases, the model is CP-violating and we call it C2HDM [11]. Both the 2HDM and the C2HDM have two charged Higgs bosons and three neutral scalars. In the 2HDM the neutral scalars are h and H , the lighter and the heavier CP-even states, while A is the CP-odd state. In the C2HDM we have three Higgs mass eigenstates H_i ($i = 1, 2, 3$) with no definite CP and that are ordered by ascending mass according to $m_{H_1} \leq m_{H_2} \leq m_{H_3}$. The rotation matrix, R , that diagonalises the mass matrix is parametrised as defined for the complex singlet extension case in Eq. (2.3) and with the same range as in Eq. (2.4) for the mixing angles. The CP-conserving 2HDM is obtained from the C2HDM by setting $\alpha_2 = \alpha_3 = 0$ and $\alpha_1 = \alpha + \pi/2$ [12]. In this case the CP-even mass eigenstates h and H are obtained from the gauge eigenstates through the rotation parametrised in terms of the angle α . The 2HDM has eight independent parameters while the C2HDM has nine independent parameters. We define for both versions of the model $v = \sqrt{v_1^2 + v_2^2} \approx 246$ GeV and $\tan \beta = v_2/v_1$. For the 2HDM we choose as independent parameters

$$v, \quad \tan \beta, \quad \alpha, \quad m_h, \quad m_H, \quad m_A, \quad m_{H^\pm} \quad \text{and} \quad m_{12}^2, \quad (2.7)$$

while for the C2HDM we choose [13]

$$v, \quad \tan \beta, \quad \alpha_{1,2,3}, \quad m_{H_i}, \quad m_{H_j}, \quad m_{H^\pm} \quad \text{and} \quad \text{Re}(m_{12}^2), \quad (2.8)$$

where m_{H_i} and m_{H_j} denote any two of the three neutral Higgs bosons but where one of them is the 125 GeV scalar. The remaining mass is obtained from the other parameters [13].

We write the couplings to massive gauge bosons ($V = W, Z$) of the Higgs boson H_i in the C2HDM as

$$i g_{\mu\nu} c(H_i V V) g_{H^{\text{SM}} V V}, \quad (2.9)$$

where [14]

$$c(H_i V V) = c_\beta R_{i1} + s_\beta R_{i2}, \quad (2.10)$$

and $g_{H^{\text{SM}} V V}$ denotes the SM Higgs coupling factors. In terms of the gauge boson masses M_W and M_Z , the $SU(2)_L$ gauge coupling g and the Weinberg angle θ_W they are given by $g_{H^{\text{SM}} V V} = g M_W$ for $V = W$ and $g M_Z / \cos \theta_W$ for $V = Z$.

Both the 2HDM and C2HDM are free from tree-level FCNCs by extending the global \mathbb{Z}_2 symmetry to the Yukawa sector. The four independent \mathbb{Z}_2 charge assignments of the fermion fields determine the four types of 2HDMs depicted in Table 1. The Yukawa Lagrangian is defined by

$$\mathcal{L}_Y = - \sum_{i=1}^3 \frac{m_f}{v} \bar{\psi}_f [c^e(H_i f f) + i c^o(H_i f f) \gamma_5] \psi_f H_i, \quad (2.11)$$

where ψ_f is the fermion field with mass m_f . In Table 2 we present the CP-even and the CP-odd components of the Yukawa couplings, $c^e(H_i f f)$ and $c^o(H_i f f)$, respectively [14]. All Higgs branching ratios can be obtained from C2HDM_HDECAY [15]² which implements the C2HDM in

²The program C2HDM_HDECAY can be downloaded from the url: <https://www.itp.kit.edu/~maggie/C2HDM>.

	u -type	d -type	leptons
Type I	Φ_2	Φ_2	Φ_2
Type II	Φ_2	Φ_1	Φ_1
Lepton-specific	Φ_2	Φ_2	Φ_1
Flipped	Φ_2	Φ_1	Φ_2

Table 1: The four Yukawa types of the \mathbb{Z}_2 -symmetric 2HDM defined by the Higgs doublet that couples to each kind of fermions.

	u -type	d -type	leptons
Type I	$\frac{R_{i2}}{s_\beta} - i\frac{R_{i3}}{t_\beta}\gamma_5$	$\frac{R_{i2}}{s_\beta} + i\frac{R_{i3}}{t_\beta}\gamma_5$	$\frac{R_{i2}}{s_\beta} + i\frac{R_{i3}}{t_\beta}\gamma_5$
Type II	$\frac{R_{i2}}{s_\beta} - i\frac{R_{i3}}{t_\beta}\gamma_5$	$\frac{R_{i1}}{c_\beta} - it_\beta R_{i3}\gamma_5$	$\frac{R_{i1}}{c_\beta} - it_\beta R_{i3}\gamma_5$
Lepton-specific	$\frac{R_{i2}}{s_\beta} - i\frac{R_{i3}}{t_\beta}\gamma_5$	$\frac{R_{i2}}{s_\beta} + i\frac{R_{i3}}{t_\beta}\gamma_5$	$\frac{R_{i1}}{c_\beta} - it_\beta R_{i3}\gamma_5$
Flipped	$\frac{R_{i2}}{s_\beta} - i\frac{R_{i3}}{t_\beta}\gamma_5$	$\frac{R_{i1}}{c_\beta} - it_\beta R_{i3}\gamma_5$	$\frac{R_{i2}}{s_\beta} + i\frac{R_{i3}}{t_\beta}\gamma_5$

Table 2: Components of the Yukawa couplings of the Higgs bosons H_i in the C2HDM. The expressions correspond to $[c^e(H_i f f) + ic^o(H_i f f)\gamma_5]$ from Eq. (2.11) and t_β stands for $\tan\beta$.

HDECAY [9,10]. These include state-of-the art higher order QCD corrections and possible off-shell decays. The complete set of Feynman rules for the C2HDM is available at:

<http://porthos.tecnico.ulisboa.pt/arXiv/C2HDM/>

where for the SM subset the notation for the covariant derivatives is the one in [16] with all η 's positive, where the η 's define the sign of the covariant derivative (see [16]). Note that the 2HDM branching ratios are part of the HDECAY release (see [9,10,17] for details).

2.3 The N2HDM

The version of the N2HDM used in this work was discussed in great detail in [18]. This extension consists of the addition of an extra doublet and an extra real singlet to the SM field content. The potential is invariant under two discrete \mathbb{Z}_2 symmetries. The first \mathbb{Z}_2 symmetry is just a generalisation of the one used for the 2HDM in order to avoid tree-level FCNCs,

$$\Phi_1 \rightarrow \Phi_1, \quad \Phi_2 \rightarrow -\Phi_2, \quad \Phi_S \rightarrow \Phi_S \quad (2.12)$$

and that is softly broken by m_{12}^2 ; the second one is defined as

$$\Phi_1 \rightarrow \Phi_1, \quad \Phi_2 \rightarrow \Phi_2, \quad \Phi_S \rightarrow -\Phi_S \quad (2.13)$$

and it is not explicitly broken. Φ_1 and Φ_2 are doublet fields and Φ_S is a singlet field. The most general form of this scalar potential invariant under the above transformations is³

$$\begin{aligned}
V = & m_{11}^2 |\Phi_1|^2 + m_{22}^2 |\Phi_2|^2 - m_{12}^2 (\Phi_1^\dagger \Phi_2 + h.c.) + \frac{\lambda_1}{2} (\Phi_1^\dagger \Phi_1)^2 + \frac{\lambda_2}{2} (\Phi_2^\dagger \Phi_2)^2 \\
& + \lambda_3 (\Phi_1^\dagger \Phi_1) (\Phi_2^\dagger \Phi_2) + \lambda_4 (\Phi_1^\dagger \Phi_2) (\Phi_2^\dagger \Phi_1) + \frac{\lambda_5}{2} [(\Phi_1^\dagger \Phi_2)^2 + h.c.] \\
& + \frac{1}{2} m_S^2 \Phi_S^2 + \frac{\lambda_6}{8} \Phi_S^4 + \frac{\lambda_7}{2} (\Phi_1^\dagger \Phi_1) \Phi_S^2 + \frac{\lambda_8}{2} (\Phi_2^\dagger \Phi_2) \Phi_S^2 .
\end{aligned} \tag{2.14}$$

The doublet and singlet fields after electroweak symmetry breaking can be parametrised as

$$\Phi_1 = \begin{pmatrix} \phi_1^+ \\ \frac{1}{\sqrt{2}}(v_1 + \rho_1 + i\eta_1) \end{pmatrix}, \quad \Phi_2 = \begin{pmatrix} \phi_2^+ \\ \frac{1}{\sqrt{2}}(v_2 + \rho_2 + i\eta_2) \end{pmatrix}, \quad \Phi_S = v_S + \rho_S, \tag{2.15}$$

where $v_{1,2}$ are the VEVs of the doublets Φ_1 and Φ_2 , respectively, and v_S is the singlet VEV. The singlet VEV breaks the second \mathbb{Z}_2 symmetry, precluding the existence of a dark matter candidate. As this is a CP-conserving model, with no dark matter candidate, we end up with three CP-even scalars, one of which plays the role of the 125 GeV Higgs boson, a CP-odd scalar and two charged scalars. The orthogonal matrix R that diagonalises the mass matrix is again parametrised as in Eq. (2.3) in terms of the mixing angles α_i with the same ranges as before, see Eq. (2.4). The physical CP-even eigenstates, denoted by H_1 , H_2 and H_3 , are ordered by ascending mass as

$$m_{H_1} < m_{H_2} < m_{H_3}. \tag{2.16}$$

We choose as the 12 independent parameters the set

$$\alpha_1, \quad \alpha_2, \quad \alpha_3, \quad t_\beta, \quad v, \quad v_s, \quad m_{H_{1,2,3}}, \quad m_A, \quad m_{H^\pm}, \quad m_{12}^2. \tag{2.17}$$

The expressions of the quartic couplings in terms of the physical parameter set can be found in appendix A.1 of [18]. All Higgs branching ratios, including the state-of-the-art higher order QCD corrections and possible off-shell decays can be obtained from N2HDECAY⁴ [18, 20] which implements the N2HDM in HDECAY [9, 10].

2.4 The NMSSM

Supersymmetric models require the introduction of at least two Higgs doublets. The NMSSM extends the two Higgs doublet superfields \hat{H}_u and \hat{H}_d of the Minimal Supersymmetric extension (MSSM) by a complex superfield \hat{S} . The μ problem of the MSSM is thus solved dynamically when the singlet field acquires a non-vanishing VEV. The NMSSM Higgs sector consists of seven physical Higgs states after EWSB. These are, in the CP-conserving case investigated in this work, three neutral CP-even, two neutral CP-odd ones and a pair of charged Higgs bosons. The NMSSM Higgs potential is derived from the superpotential, the soft SUSY breaking Lagrangian and the D -term contributions. The scale-invariant NMSSM superpotential reads in terms of the hatted superfields

$$\mathcal{W} = \lambda \hat{S} \hat{H}_u \hat{H}_d + \frac{\kappa}{3} \hat{S}^3 + h_t \hat{Q}_3 \hat{H}_u \hat{t}_R^c - h_b \hat{Q}_3 \hat{H}_d \hat{b}_R^c - h_\tau \hat{L}_3 \hat{H}_d \hat{\tau}_R^c. \tag{2.18}$$

³Another version of the N2HDM with a different discrete symmetry was considered in [19]. That model allows a dark matter candidate and CP-violation in the dark sector.

⁴The program N2HDECAY is available at: <https://gitlab.com/jonaswittbrodt/N2HDECAY>.

For simplicity, we have only included the third generation fermion superfields here. They are given by the left-handed doublet quark (\widehat{Q}_3) and lepton (\widehat{L}_3) superfields and the right-handed singlet quark ($\widehat{t}_R^c, \widehat{b}_R^c$) and lepton ($\widehat{\tau}_R^c$) superfields. The first term in Eq. (2.18) takes the role of the μ -term $\mu\widehat{H}_d\widehat{H}_u$ of the MSSM superpotential, the term cubic in the singlet superfield breaks the Peccei-Quinn symmetry thus avoiding a massless axion and the last three terms represent the Yukawa interactions. The soft SUSY breaking Lagrangian consists of the mass terms for the Higgs and the sfermion fields, that are built from the complex scalar components of the superfields,

$$\begin{aligned}
-\mathcal{L}_{\text{mass}} &= m_{H_u}^2 |H_u|^2 + m_{H_d}^2 |H_d|^2 + m_S^2 |S|^2 \\
&+ m_{\widehat{Q}_3}^2 |\widehat{Q}_3|^2 + m_{\widehat{t}_R}^2 |\widehat{t}_R^c|^2 + m_{\widehat{b}_R}^2 |\widehat{b}_R^c|^2 + m_{\widehat{L}_3}^2 |\widehat{L}_3|^2 + m_{\widehat{\tau}_R}^2 |\widehat{\tau}_R^c|^2.
\end{aligned} \tag{2.19}$$

The contribution to the soft SUSY breaking part from the trilinear soft SUSY breaking interactions between the sfermions and the Higgs fields reads

$$-\mathcal{L}_{\text{tril}} = \lambda A_\lambda H_u H_d S + \frac{1}{3} \kappa A_\kappa S^3 + h_t A_t \widehat{Q}_3 H_u \widehat{t}_R^c - h_b A_b \widehat{Q}_3 H_d \widehat{b}_R^c - h_\tau A_\tau \widehat{L}_3 H_d \widehat{\tau}_R^c + \text{h.c.} \tag{2.20}$$

where the A 's denote the soft SUSY breaking trilinear couplings. The gaugino mass parameters $M_{1,2,3}$ of the bino (\widetilde{B}), winos (\widetilde{W}) and gluinos (\widetilde{G}), respectively, that contribute to the soft SUSY breaking are summarised in

$$-\mathcal{L}_{\text{gauginos}} = \frac{1}{2} \left[M_1 \widetilde{B} \widetilde{B} + M_2 \sum_{a=1}^3 \widetilde{W}^a \widetilde{W}_a + M_3 \sum_{a=1}^8 \widetilde{G}^a \widetilde{G}_a + \text{h.c.} \right]. \tag{2.21}$$

We will allow for non-universal soft terms at the GUT scale.

The expansion of the tree-level scalar potential around the non-vanishing VEVs of the Higgs doublet and singlet fields,

$$H_d = \begin{pmatrix} (v_d + h_d + ia_d)/\sqrt{2} \\ h_d^- \end{pmatrix}, \quad H_u = \begin{pmatrix} h_u^+ \\ (v_u + h_u + ia_u)/\sqrt{2} \end{pmatrix}, \quad S = \frac{v_s + h_s + ia_s}{\sqrt{2}} \tag{2.22}$$

leads to the Higgs mass matrices for the three scalars (h_d, h_u, h_s), the three pseudoscalars (a_d, a_u, a_s) and the charged Higgs states (h_u^\pm, h_d^\mp) that are obtained from the second derivative of the scalar potential. The VEVs v_u, v_d and v_s are chosen to be real and positive. Rotation with the orthogonal matrix \mathcal{R}^S that diagonalises the 3×3 mass matrix squared, M_S^2 , of the CP-even fields, yields the CP-even mass eigenstates H_i ($i = 1, 2, 3$),

$$(H_1, H_2, H_3)^T = \mathcal{R}^S (h_d, h_u, h_s)^T. \tag{2.23}$$

They are ordered by ascending mass, $M_{H_1} \leq M_{H_2} \leq M_{H_3}$. The CP-odd mass eigenstates A_1 and A_2 result from a rotation \mathcal{R}^G separating the massless Goldstone boson followed by a rotation \mathcal{R}^P into the mass eigenstates,

$$(A_1, A_2, G)^T = \mathcal{R}^P \mathcal{R}^G (a_d, a_u, a_s)^T, \tag{2.24}$$

which are ordered by ascending mass, $M_{A_1} \leq M_{A_2}$, too.

The three minimisation conditions of the scalar potential are used to replace the soft SUSY breaking masses squared for H_u, H_d and S in $\mathcal{L}_{\text{mass}}$ by the remaining parameters of the tree-level

scalar potential. This leads to the following six parameters parametrising the tree-level NMSSM Higgs sector,

$$\lambda, \kappa, A_\lambda, A_\kappa, \tan\beta = v_u/v_d \quad \text{and} \quad \mu_{\text{eff}} = \lambda v_s/\sqrt{2}. \quad (2.25)$$

We have chosen the sign conventions such that λ and $\tan\beta$ are positive, whereas $\kappa, A_\lambda, A_\kappa$ and μ_{eff} are allowed to have both signs. Contrary to the non-SUSY Higgs sector extensions introduced in the previous sections, the Higgs boson masses are not input parameters. They are instead calculated from these, including higher order corrections. These are crucial to shift the mass of the SM-like Higgs boson to the observed value of 125 GeV. Due to these corrections also the soft SUSY breaking mass terms for the scalars and the gauginos as well as the trilinear soft SUSY breaking couplings contribute to the Higgs sector.

3 Parameter Scans

The analyses are performed with points, each corresponding to a set of the parameters chosen for a given model, that are in agreement with the theoretical and experimental constraints. The discovered SM-like Higgs boson mass is taken to be [21]

$$m_{h_{125}} = 125.09 \text{ GeV}, \quad (3.26)$$

and we suppress interfering Higgs signals by forcing any other neutral scalar to be outside the $m_{h_{125}} \pm 5$ GeV mass window. Any of the Higgs bosons is allowed to be the discovered one except for charged and pure pseudoscalar particles. The vacuum expectation value v is fixed by the W boson mass and all calculations of cross sections and branching ratios do not include electroweak corrections as they are not fully available for all models. All models except for the NMSSM, the scan of which will be described below, have been implemented as `ScannerS` model classes. This allowed us to perform a full parameter scan that simultaneously applies the constraints we will now briefly describe. The theoretical bounds are common to all models although with different expressions. We force all potentials to be bounded from below, we require that perturbative unitarity holds and that the electroweak vacuum is the global minimum (using the discriminant from [22] for the C2HDM).

Compatibility with electroweak precision data for the CxSM was imposed by a 95% C.L. exclusion limit from the electroweak precision observables S , T and U [23, 24] – see [25] for more details. The same constraints for the C2HDM use the expressions in [26] while for the N2HDM we use the formulae in [27, 28]. For the computed values of S , T and U we ask for a 2σ compatibility with the SM fit [29] taking into account the full correlation among the three parameters.

95% C.L. exclusion limits on non-observed scalars have been applied by using `HiggsBounds` [30] which include LEP, Tevatron and up-to-date LHC experimental data. Compatibility with the Higgs data is enforced using the individual signal strengths fit [31] for the h_{125} . The branching ratios for the different models were calculated using the modified versions of `HDECAY` as described in the previous sections. All scalar production cross sections can be easily obtained from the corresponding SM one except for the gluon fusion (ggF) and b -quark fusion (bbF) which were determined using `SusHi v1.6.0` [32, 33]. For the C2HDM, the CP-even and the CP-odd Yukawa coupling contributions are calculated separately and then added incoherently, giving

$$\mu_F = \frac{\sigma_{\text{C2HDM}}^{\text{even}}(ggF) + \sigma_{\text{C2HDM}}^{\text{even}}(bbF) + \sigma_{\text{C2HDM}}^{\text{odd}}(ggF) + \sigma_{\text{C2HDM}}^{\text{odd}}(bbF)}{\sigma_{\text{SM}}^{\text{even}}(ggF)}, \quad (3.27)$$

where we neglected the bbF contribution for the SM in the denominator. Analogous expressions were used for the other models which do not have a CP-odd component.

Models with two doublets with or without extra neutral singlets always have a pair of charged Higgs bosons. In this study the charged Higgs Yukawa couplings are always proportional to two parameters only: the charged Higgs mass and $\tan\beta$. These couplings are constrained by the measurements of R_b [34, 35] and $B \rightarrow X_s\gamma$ [35–39], which yields 2σ exclusion bounds on the $m_{H^\pm} - t_\beta$ plane. The latest calculation of [39] enforces, almost independently of the value of $\tan\beta$,

$$m_{H^\pm} > 580 \text{ GeV} \quad (3.28)$$

in the Type II and Flipped models while in Type I and Lepton Specific models this bound is not only much weaker but it has a much stronger dependence on $\tan\beta$.

Finally there are bounds that apply only to the C2HDM because constraints on CP violation in the Higgs sector arise from electric dipole moment (EDM) measurements. Among these the EDM of the electron imposes the strongest constraints [40], with the experimental limit given by the ACME collaboration [41]. We require our results to be compatible with the values given in [41] at 90% C.L. A detailed discussion of the constraints specific to the C2HDM can be found in [15]. With all the above constraints taken into account, the initial range of parameters chosen for each model is as follows:

- **The CxSM Parameter Range Scan**

The non-125 GeV Higgs bosons are chosen to be in the range

$$30 \text{ GeV} \leq m_{H_i} < 1 \text{ TeV}, \quad H_i \neq h_{125} . \quad (3.29)$$

The VEVs v_A and v_S are varied in the range

$$1 \text{ GeV} \leq v_A, v_S < 1.5 \text{ TeV} . \quad (3.30)$$

The mixing angles $\alpha_{1,2,3}$ vary within the limits

$$-\frac{\pi}{2} \leq \alpha_{1,2,3} < \frac{\pi}{2} . \quad (3.31)$$

- **The (C)2HDM Parameter Range Scan**

The angles vary in the range

$$0.5 \leq t_\beta \leq 35 \quad (3.32)$$

and

$$-\frac{\pi}{2} \leq \alpha_{1,2,3} < \frac{\pi}{2} . \quad (3.33)$$

The value of $\text{Re}(m_{12}^2)$ is in the range

$$0 \text{ GeV}^2 \leq \text{Re}(m_{12}^2) < 500000 \text{ GeV}^2 . \quad (3.34)$$

In type II, the charged Higgs mass is chosen in the range

$$580 \text{ GeV} \leq m_{H^\pm} < 1 \text{ TeV} , \quad (3.35)$$

while in type I

$$80 \text{ GeV} \leq m_{H^\pm} < 1 \text{ TeV} . \quad (3.36)$$

The electroweak precision constraints combined with perturbative unitarity bounds force the mass of at least one of the neutral Higgs bosons to be close to m_{H^\pm} . In order to increase the efficiency of the parameter scan, due to electroweak precision constraints, the second neutral Higgs mass $m_{H_i \neq h_{125}}$ is in the interval

$$500 \text{ GeV} \leq m_{H_i} < 1 \text{ TeV} \quad (3.37)$$

in type II and

$$30 \text{ GeV} \leq m_{H_i} < 1 \text{ TeV} \quad (3.38)$$

in type I. In our parametrisation the third neutral Higgs boson $m_{H_j \neq H_i, h_{125}}$ is calculated by `ScannerS` since it is not an independent parameter.

- **The N2HDM Parameter Range Scan**

In view of what was discussed for the previous models, the ranges for the parameters of the N2HDM are

$$\begin{aligned} -\frac{\pi}{2} \leq \alpha_{1,2,3} < \frac{\pi}{2} , & \quad 0.25 \leq t_\beta \leq 35 , \\ 0 \text{ GeV}^2 \leq \text{Re}(m_{12}^2) < 500000 \text{ GeV}^2 , & \quad 1 \text{ GeV} \leq v_S \leq 1.5 \text{ TeV} , \\ 30 \text{ GeV} \leq m_{H_i \neq h_{125}} , m_A \leq 1 \text{ TeV} , & \\ 80 \text{ GeV} \leq m_{H^\pm} < 1 \text{ TeV (type I)} , & \quad 580 \text{ GeV} \leq m_{H^\pm} < 1 \text{ TeV (type II)} . \end{aligned} \quad (3.39)$$

Note that the 125 GeV Higgs boson can be the lighter as well as the heavier scalar. This possibility is not excluded in any of the models.

3.1 The NMSSM Parameter Scan

For the NMSSM parameter scan we proceed as described in [8, 42] and shortly summarise the main features. We use the `NMSSMTools` package [43–48] to calculate the spectrum of the Higgs and SUSY particles with higher order corrections included. The package also checks for the constraints from low-energy observables. It provides the input required by `HiggsBounds` which verifies compatibility with the exclusion bounds from Higgs searches. The relic density obtained through an interface with `micrOMEGAS` [48] is required not to exceed the value measured by the PLANCK collaboration [49]. The spin-independent nucleon-dark matter direct detection cross section, that is also obtained from `micrOMEGAS`, is required not to violate the upper bound from the LUX experiment [50]. We furthermore test for compatibility with the direct detection limits from XENON1T [51]. The mass of one of the neutral CP-even Higgs bosons has to lie between 124 and 126 GeV. The signal strengths of this Higgs boson have to be in agreement with the signal strength fit of [31] at the $2 \times 1\sigma$ level. For the production cross sections, gluon fusion and $b\bar{b}$ annihilation, we take the SM cross sections and multiply them with the effective couplings obtained from `NMSSMTools`. The SM cross section values are obtained from `SusHi` [32, 33]. In gluon fusion the next-to-leading order (NLO) corrections are included with the full top quark mass dependence [52] and the next-to-next-to-leading order (NNLO) corrections in the heavy

	t_β	λ	κ	M_1	M_2	M_3	A_t	A_b	A_τ	$m_{\tilde{Q}_3}$	$m_{\tilde{L}_3}$	A_λ	A_κ	μ_{eff}
	in TeV													
min	1	0	-0.7	0.1	0.2	1.3	-6	-6	-3	0.6	0.6	-2	-2	-5
max	50	0.7	0.7	1	2	7	6	6	3	4	4	2	2	5

Table 3: Input parameters for the NMSSM scan. All parameters have been varied independently between the given minimum and maximum values.

quark effective theory [53–57]. For Higgs masses below 300 GeV the next-to-next-to-next-to-leading order (N³LO) corrections are taken into account in a threshold expansion [58–61]. For masses above 50 GeV $b\bar{b}$ annihilation cross sections that match between the five- and four-flavor scheme are used obtained in the soft-collinear effective theory [62, 63]. They equal the results from [64, 65]. For masses below 50 GeV, cross sections obtained in the Santander matching [66] are used, with the five-flavor scheme cross sections from [67] and the four-flavor scheme ones from [68–70]. The branching ratios are obtained from `NMSSMTools`. We cross-checked the Higgs branching ratios of `NMSSMTools` against `NMSSMCALC` [71]. We demand the masses of all Higgs bosons to be separated by at least 1 GeV in order to avoid overlapping signals. The obtained parameter points are also checked for compatibility with the SUSY searches at LHC. We require the gluino mass and the lightest squark mass of the second generation to be above 1.85 TeV, respectively, [72]. The stops have to be heavier than 800 GeV [73] and the slepton masses heavier than 400 GeV [74]. The absolute value of the chargino mass must not be lighter than 300 GeV [75].

The scan ranges applied for the various parameters are summarised in Table 3. Perturbativity is ensured by applying the rough constraint

$$\lambda^2 + \kappa^2 < 0.7^2 . \quad (3.40)$$

The remaining mass parameters of the third generation sfermions that are not listed in the table are chosen as

$$m_{\tilde{t}_R} = m_{\tilde{Q}_3} , \quad m_{\tilde{\tau}_R} = m_{\tilde{L}_3} \quad \text{and} \quad m_{\tilde{b}_R} = 3 \text{ TeV} . \quad (3.41)$$

The mass parameters of the first and second generation sfermions are set to 3 TeV. For consistency with the parameter ranges of the other models we kept only points with all Higgs masses between 30 GeV and 1 TeV.

4 Phenomenological Analysis

4.1 The Nature of the 125 GeV Higgs Boson after CLIC

Over the last years, predictions for the measurement of the Higgs couplings to fermions and gauge bosons were performed for CLIC for some benchmark energies and luminosities. Table 4 shows the expected precision in the measurement of the Higgs couplings and was taken from [76] (see [76, 77] for details). The κ_{Hii} are defined as

$$\kappa_{Hii} = \sqrt{\frac{\Gamma_{Hii}^{BSM}}{\Gamma_{Hii}^{SM}}} , \quad (4.42)$$

Parameter	Relative precision [76, 77]		
	350 GeV 500 fb ⁻¹	+1.4 TeV +1.5 ab ⁻¹	+3.0 TeV +2.0 ab ⁻¹
κ_{HZZ}	0.43%	0.31%	0.23%
κ_{HWW}	1.5%	0.15%	0.11%
κ_{Hbb}	1.7%	0.33%	0.21%
κ_{Hcc}	3.1%	1.1%	0.75%
κ_{Htt}	—	4.0%	4.0%
$\kappa_{H\tau\tau}$	3.4%	1.3%	<1.3%
$\kappa_{H\mu\mu}$	—	14%	5.5%
κ_{Hgg}	3.6%	0.76%	0.54%
$\kappa_{H\gamma\gamma}$	—	5.6%	< 5.6%

Table 4: Results of the model-dependent global Higgs fit on the expected precisions of the κ_{Hii} (see text). Entries marked “—” cannot be measured with sufficient precision at the given energy. We call the first (350 GeV) scenario *Sc1*, the second (1.4 TeV) *Sc2* and the third (3.0 TeV) *Sc3*.

which at tree-level is just the ratio of the Higgs coupling in the BSM model and the corresponding SM Higgs coupling. We have called the three benchmarks scenarios *Sc1* (350 GeV), *Sc2* (1.4 TeV) and *Sc3* (3.0 TeV). In this table we can see the foreseen precisions that are expected to be attained for each κ_{Hii} . With these predictions we can now ask what is the effect on the parameter space of each model presented in the previous section. This in turn will tell us how much an extra component from either a singlet (or more singlets) or a doublet contributes to the h_{125} scalar boson. Clearly, if no new scalar is discovered one can only set bounds on the amount of mixing resulting from the addition of extra fields. In the case of a CP-violating model it is possible to set a bound on the ratio of pseudoscalar to scalar Yukawa couplings, where there is an important interplay with the results from EDM measurements. The results presented in this section always assume that the measured central value is the SM expectation, meaning that all κ_{Hii} in Table 4 have a central value of 1. Small deviations from the central value will not have a significant effect on our results because the errors are very small. If significant deviations from the SM predicted values are found the data has to be reinterpreted for each model.

Starting with the simplest extension, the CxSM, there are either one or two singlet components that mix with the real neutral part of the Higgs doublet. In the broken phase, where there are no dark matter candidates, the admixture is given by the sum of the squared mixing matrix elements corresponding to the real and complex singlet parts, *i.e.*

$$\Sigma_i^{\text{CxSM}} = (R_{i2})^2 + (R_{i3})^2, \quad (4.43)$$

with the matrix R defined in Eq. (2.3). If a dark matter candidate is present one of the R_{ij} , $j = 2, 3$, is zero. In any case the Higgs couplings to SM particles are all rescaled by a common factor. Therefore, we just need to consider the most accurate Higgs coupling measurement to get the best constraints on the Higgs admixture. The maximum allowed singlet admixture is given by the lower bound on the best measured κ value which at present is

$$\Sigma_{\text{max LHC}}^{\text{CxSM}} \approx 1 - \kappa_{\text{min}} \approx 11\%. \quad (4.44)$$

In CLIC *Sc1* the most accurate measurement is for the scaled coupling κ_{HZZ} , which would give

$$\Sigma_{\text{max CLIC@350GeV}}^{\text{CxSM}} \approx 0.85\%, \quad (4.45)$$

while for $Sc3$ one would obtain, from κ_{HWW} ,

$$\Sigma_{\max}^{\text{CxSM}}_{\text{CLIC@3TeV}} \approx 0.22\% . \quad (4.46)$$

This implies, for this particular kind of extensions, that the chances of finding a new scalar are reduced due to the orthogonality of the R matrix. Note that in the limit of exact zero singlet component the singlet fields do not interact with the SM particles. The results for a real singlet are similar, with the bound being exactly the same but with a two by two orthogonal matrix replacing R . In this case it is exactly the value 0.22% that multiplies all production cross sections of the non-SM Higgs boson, after CLIC@3TeV.

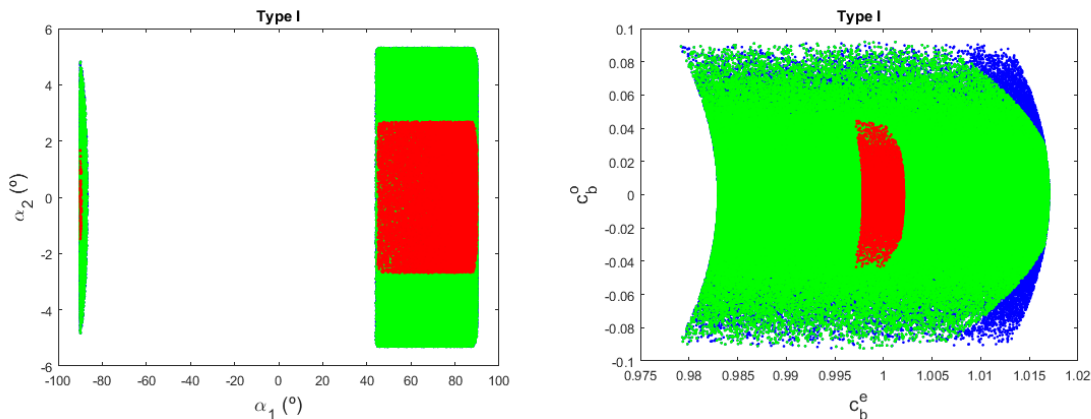


Figure 1: Mixing angles α_2 vs. α_1 (left) and c_b^o vs. c_b^e (right) for the C2HDM Type I. The blue points are for $Sc1$ but without the constraints from κ_{Hgg} and $\kappa_{H\gamma\gamma}$; the green points are for $Sc1$ including κ_{Hgg} and the red points are for $Sc3$ including κ_{Hgg} and $\kappa_{H\gamma\gamma}$.

We now discuss the C2HDM as this is the model with a CP-violating scalar and one that shows a quite different behaviour in the four independent Yukawa versions of the model. In fact, the constraints act very differently in the four Yukawa versions of the model as shown in [15]. This is particularly so for the EDMs [15] - while for Type II the electron EDM constraint almost kills the pseudoscalar component of the the bbH coupling, the same is not true for the Flipped model and for the pseudoscalar component of the Higgs couplings to leptons in the Lepton Specific model. Since different Yukawa couplings enter the two-loop Barr-Zee diagrams, a small EDM can either be the result of small CP-violating Yukawa couplings or come from cancellations between diagrams. This can even allow for maximally CP-violating Yukawa couplings of the h_{125} in some cases [15]. So now the question is: in the long run, can CLIC give us relevant information that complements the one from EDMs? How far can one expect to go in the knowledge of the Higgs nature by putting together CLIC and EDM results, how well can one constrain the CP-violating component of the 125 GeV Higgs boson?

In Fig. 1 (left) we present the mixing angles α_2 versus α_1 for the C2HDM Type I. The blue points are for $Sc1$ but without the constraints from κ_{Hgg} and $\kappa_{H\gamma\gamma}$; the green points are for $Sc1$ including κ_{Hgg} (the measurement of $\kappa_{H\gamma\gamma}$ was not included because it is not available) and the red points are for $Sc3$ including κ_{Hgg} and $\kappa_{H\gamma\gamma}$. Note that the κ_{Hgg} and $\kappa_{H\gamma\gamma}$ are the only measurements of couplings that can probe the interference between Yukawa couplings (in the case of κ_{Hgg}) and between Yukawa and Higgs gauge couplings (in the case of $\kappa_{H\gamma\gamma}$). In the right panel of Fig. 1 we show the pseudoscalar component of the b -quark Yukawa coupling c_b^o versus its scalar component c_b^e . Because in Type I all Yukawa couplings are equal, this plot is valid

for all Type I Yukawa couplings. One can then expect, by the end of the CLIC operation, all pseudoscalar (scalar) Type I Yukawa couplings to be less than roughly 5% (0.5 %) away from the SM expectation. We again stress that this result assumes that experiments will not see deviations from the SM.

Recently, in [78] a study was performed for a 250 GeV electron-positron collider for Higgsstrahlung events in which the Z boson decays into electrons, muons, or hadrons, and the Higgs boson decays into τ leptons, which subsequently decay into pions. The authors found that for an integrated luminosity of 2 ab^{-1} , the mixing angle between the CP-odd and CP-even components, defined as

$$\mathcal{L}_i = g\bar{\tau} [\cos \psi_{CP} + i\gamma_5 \sin \psi_{CP}] \tau H_i, \quad (4.47)$$

could be measured to a precision of 4.3° which means that this is the best bound if the central measured value of the angle is zero. Their result is translated into our notation via

$$\tan \psi_{CP}^\tau = \frac{c^o(H_i\bar{\tau}\tau)}{c^e(H_i\bar{\tau}\tau)}. \quad (4.48)$$

Taking into account the values in Fig. 1 (right) we obtain bounds on $\psi_{CP}^{top} = \psi_{CP}^{bottom} = \psi_{CP}^\tau$, for Type I, (by looking at the maxima and minima of each component in the plot) that are of the order of 6° for CLIC@350GeV and 3° for CLIC@3TeV. Therefore the indirect bounds are of the same order of magnitude as the direct ones.

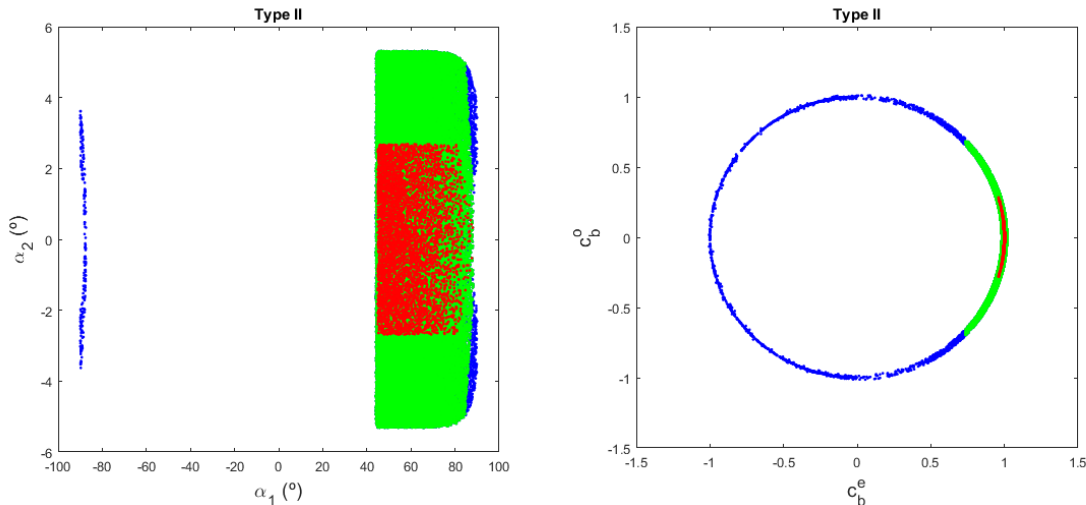


Figure 2: Mixing angles α_2 vs. α_1 (left) and c_b^o vs. c_b^e (right) for the C2HDM Type II. The blue points are for $Sc1$ but without the constraints from κ_{Hgg} and $\kappa_{H\gamma\gamma}$; the green points are for $Sc1$ including κ_{Hgg} and the red points are for $Sc3$ including κ_{Hgg} and $\kappa_{H\gamma\gamma}$.

In Fig. 2 (left) we present the mixing angles α_2 vs. α_1 for the C2HDM Type II. In the right panel we again show the pseudoscalar component of the b -quark Yukawa coupling c_b^o vs. its scalar component c_b^e . The blue points are for $Sc1$ without the constraints from κ_{Hgg} and $\kappa_{H\gamma\gamma}$. These loop induced couplings are the only ones where interference between Yukawa couplings and Higgs gauge couplings occur. Therefore, whatever the precision on the measurement of tree-level couplings is, the result will always be a ring in that plane, that will become increasingly thinner with growing precision. However, even for CLIC@350GeV, if the constraint for κ_{Hgg} is included, the ring is reduced to the green arch shown in the figure. By the end of the CLIC

operation the arch will be further reduced to the red one. As discussed in previous works, a very precise measurement of κ_{Hgg} or $\kappa_{H\gamma\gamma}$ will kill the wrong-sign limit⁵, which corresponds in the figure to $c_b^e = -1$. Now, how do these bounds compare do the direct ones from $h_{125} \rightarrow \tau^+\tau^-$? In Type I the same bounds apply to all ψ_{CP} . At the same time the bound on ψ_{CP}^{top} is the same in all models and it was already discussed for Type I. In Type II $\psi_{CP}^{bottom} = \psi_{CP}^\tau$ and from Fig. 2 (right) we obtain bounds on ψ_{CP}^{bottom} that are of the order of 30° for CLIC@350GeV and 15° for CLIC@3TeV. Therefore, we conclude that for Type II the indirect bounds cannot compete with the direct ones. The EDM constraints also play a very important role in probing the CP-odd components of the couplings. In fact, in the particular scenario of the Type II C2HDM in which the lightest Higgs boson is the 125 GeV scalar, the bound is already constraining ψ_{CP}^{bottom} to be below 20° [15] clearly competing with the expectations for CLIC.

The present best measurement for the electron EDM was obtained by the ACME collaboration, with an upper bound of $|d_e| < 9.3 \times 10^{-29} e cm$ (90% confidence) [41] and by the JILA collaboration with an upper bound of $|d_e| < 1.3 \times 10^{-28} e cm$ (90% confidence) [81]. ACME II is expected to increase the statistical sensitivity by an order of magnitude [82] relative to the ACME I result. There are several other planned experiments that could result in an increase in sensitivity by two to three orders of magnitude [83,84]. These experiments together with the input from CLIC would certainly improve our knowledge on the nature of the Higgs boson.

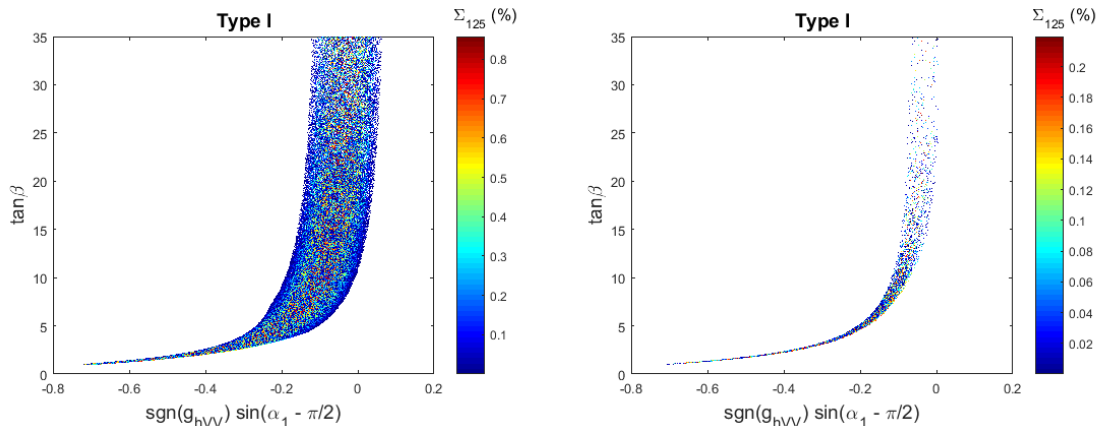


Figure 3: $\tan \beta$ as a function of $\sin(\alpha_1 - \frac{\pi}{2})$ for Type I in *Sc1* (left) and *Sc3* (right). The factor $-\frac{\pi}{2}$ is due to a different definition of the rotation angles relative to the 2HDM. Also shown in the colour code is the amount of singlet admixture present in h_{125} .

The predictions for the N2HDM are very similar to the ones for the 2HDM and we will discuss them together. Although the N2HDM has an extra singlet field relative to the 2HDM, the couplings to gauge bosons and fermions are very similar. For instance, for the lightest Higgs boson the couplings to massive gauge bosons are related via $g_{hVV}^{N2HDM} = \sin \alpha_2 g_{hVV}^{2HDM}$ which results in some extra freedom for the N2HDM parameter space. In Fig. 3 we show $\tan \beta$ as a function of $\sin(\alpha_1 - \frac{\pi}{2})$ for Type I in *Sc1* (left) and *Sc3* (right) (the lepton-specific case behaves very similarly). The only notable difference between the N2HDM and the 2HDM is the colour bar where we show the percentage of the singlet component in the 125 GeV Higgs boson, $\Sigma_{125} = (R_{i3})^2$. In a previous work [5] we have shown that before the LHC run 2 the allowed admixture of the singlet was below 25% for Type I and the predictions for CLIC@350GeV and

⁵The wrong sign limit refers to a Yukawa coupling that has a relative (to the coupling of the Higgs boson to the massive gauge bosons) minus sign to the corresponding SM coupling [79,80].

CLIC@3TeV are below 0.85% and 0.22%, respectively.

As expected, the allowed parameter space gets closer and closer to the SM line, that is the line $\sin(\beta - \alpha) = 1$ (alignment limit). Note that unless one detects a new particle there is no way to find the value of $\tan\beta$ if the models are in the alignment limit. In fact, considering that the lightest Higgs boson is the 125 GeV one, if we are in the alignment limit, $\sin(\beta - \alpha) = 1$ in the 2HDM,⁶ all couplings of the 125 GeV Higgs boson to the other SM particles are independent of the value of $\tan\beta$ (including the triple Higgs coupling). If the 125 GeV Higgs boson is not the lightest scalar in the model, the limits change but the physics is the same.

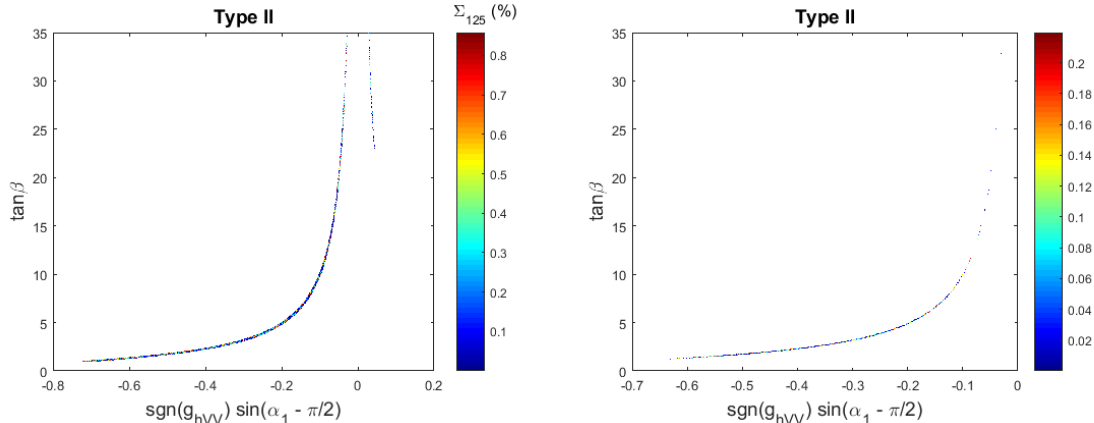


Figure 4: $\tan\beta$ as a function of $\sin(\alpha_1 - \frac{\pi}{2})$ for Type II in *Sc1* (left) and *Sc3* (right). The factor $-\frac{\pi}{2}$ is due to a different definition of the rotation angles relative to the 2HDM. Also shown in the colour code is the amount of singlet present in h_{125} .

In Fig. 4 we show $\tan\beta$ as a function of $\sin(\alpha_1 - \frac{\pi}{2})$ for Type II in *Sc1* (left) and *Sc3* (right). These are typical plots not only for a Type II N2HDM but also for a Type II 2HDM (and very similar plots are obtained for the Flipped versions of both models). As previously discussed we see that the right leg, corresponding to the wrong-sign limit, is very dim in the left plot and vanishes in the right plot. Again, this is true for both the 2HDM and the N2HDM. As for the percentage of the singlet component, it was constrained to 55% for Type II N2HDM at the end of run 1 [5] and the predictions for CLIC@350GeV and CLIC@3TeV are below about 0.8% and 0.2%, respectively.

We end this section with a discussion on the correlations between different cross section measurements for the different models. In Fig. 5 we present $\mu_t = \sigma_{tth}^{BSM}/\sigma_{tth}^{SM}$ as a function of $\mu_V = \sigma_{VVh}^{BSM}/\sigma_{VVh}^{SM} = (g_{VVh}^{BSM}/g_{VVh}^{SM})^2$ for the 2HDM and N2HDM Type I and the CxSM (left) and for the 2HDM and N2HDM Type II and the NMSSM (right) for 1.4 TeV, including the present LHC coupling constraints. We can find in the plots distinct regions where precise measurements that deviate from the SM prediction could hint on a specific model. Take for instance the plot on the right and let us assume that the μ 's could be measured with 5% precision. In this case a measurement $(\mu_t, \mu_V) = (1, 0.85)$ indicates that the model cannot be the C2HDM Type II nor the NMSSM. A measurement $(\mu_t, \mu_V) = (1.2, 1.0)$ excludes the NMSSM but not the remaining two models, in their Type II versions.

⁶In the N2HDM, the alignment limit is attained for $\cos(\beta - \alpha_1) \cos\alpha_2 = 1$ (where the $\cos(\beta - \alpha_1)$ appears due to a different definition of the angle α_1 relative to the 2HDM). This means the N2HDM has SM-like couplings when $\cos(\beta - \alpha_1) = 1$ and $\cos\alpha_2 = 1$. In this limit the 125 GeV Higgs boson has no contribution from the singlet field.

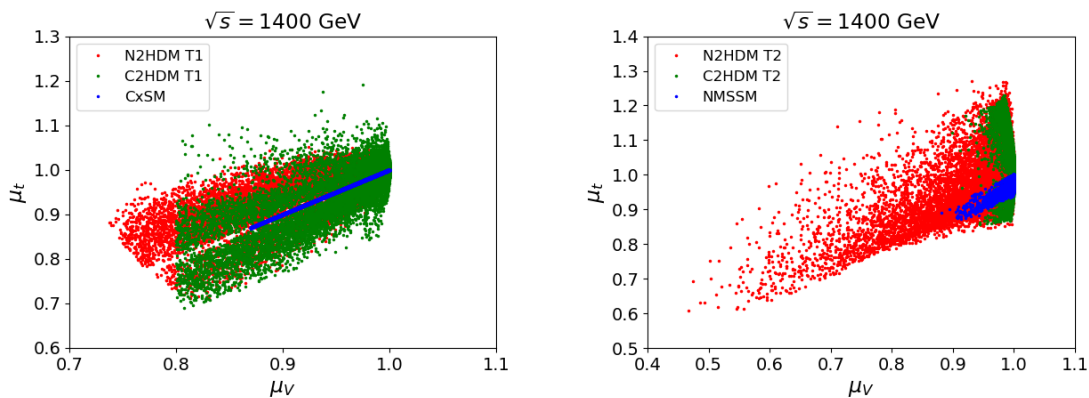


Figure 5: $\mu_t = \sigma_{tth}^{BSM}/\sigma_{tth}^{SM}$ as a function of $\mu_V = \sigma_{VVh}^{BSM}/\sigma_{VVh}^{SM} = (g_{VVh}^{BSM}/g_{VVh}^{SM})^2$, where $V = W, Z$. for the 2HDM and N2HDM Type I and the CxSM (left) and for the 2HDM and N2HDM Type II and the NMSSM (right) for 1.4 TeV.

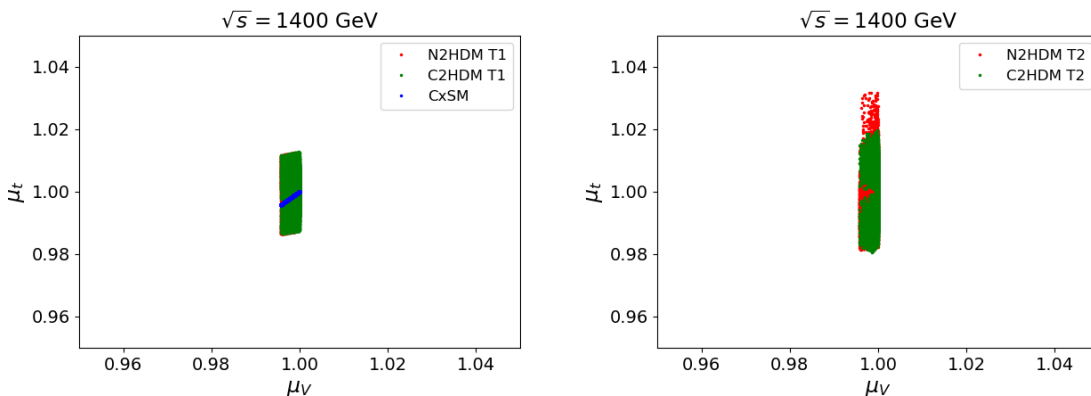


Figure 6: Same as Fig. 5, but after imposing the constraints on the Higgs couplings from CLIC@350GeV.

Finally, Fig. 6 is the same as Fig. 5 with the extra constraint of imposing the bounds coming from the CLIC@350GeV run. The results from the 350 GeV run turn out to be so restrictive that the allowed parameter space is heavily reduced in all models. In particular, all points of the NMSSM are excluded, considering that the measurements have the SM central values and no new physics was found⁷. The behaviour is very similar for all models and in this case a deviation from the SM expectation could exclude some models. However, since we are already at the % level electroweak radiative corrections would have to be taken into account for the different models. Note that because $e^+e^- \rightarrow \bar{t}t h$ (for which both Yukawa couplings and Higgs gauge couplings contribute) is not kinematically allowed for 350 GeV, the study of the correlations between this process and associated or W -fusion cross sections (for which only Higgs gauge couplings contribute) can only be performed for 1.4 TeV.

⁷Note that the SM-like limit is only attained for vanishing singlet admixtures.

5 Signal Rates of the non-SM-like Higgs Bosons

In this section we present and compare the rates of the neutral non-SM-like Higgs bosons in the most relevant channels at a linear collider. We denote by H_\downarrow the lighter and by H_\uparrow the heavier of the two neutral non- h_{125} Higgs bosons. All signal rates are obtained by multiplying the production cross section with the corresponding branching ratio obtained from `sHDECAY`, `C2HDM.HDECAY`, `N2HDECAY` and `NMSSMCALC`. For the particular processes presented in this section, there is no distinction between particles with definite CP-numbers and CP-violating ones and they are therefore treated on equal footing. The main production processes for a Higgs boson at CLIC are associated production with a Z boson, $e^+e^- \rightarrow ZH_i$, and W -boson fusion $e^+e^- \rightarrow \nu\bar{\nu}H_i$. We will be presenting results for two centre-of-mass energies, $\sqrt{s} = 350$ GeV and $\sqrt{s} = 1.4$ TeV. In the case of the former the cross sections are comparable in the mass range presented while for the latter the W -boson fusion cross section dominates in the entire Higgs boson mass range. In order to give some meaning to the event rates presented in this section, we will use as a rough reference that at CLIC 10^{-1} fb for $Sc1$ correspond to 50 signal events and 10^{-2} fb for $Sc2$ correspond to 150 signal events.

5.1 The 350 GeV CLIC

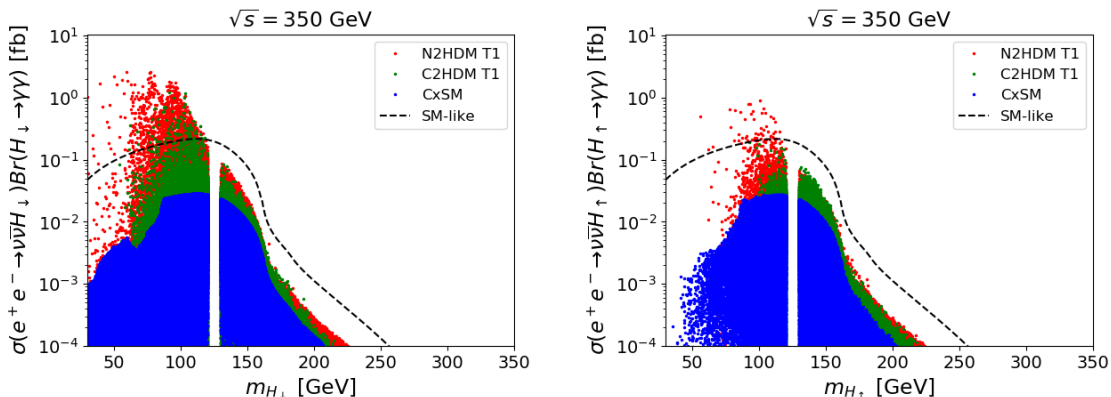


Figure 7: Total rate for $e^+e^- \rightarrow \nu\bar{\nu}H_i \rightarrow \nu\bar{\nu}\gamma\gamma$ as a function of the Higgs boson mass for $\sqrt{s} = 350$ GeV. The models presented are the CxSM and the Type I versions of the N2HDM and C2HDM. Also shown is the line for a SM-like Higgs boson. On the left panel we present the results for the lighter Higgs boson, H_\downarrow , and on the right we show the results for the heavier Higgs boson, H_\uparrow .

In Fig. 7 we present the total rate for $e^+e^- \rightarrow \nu\bar{\nu}H_i \rightarrow \nu\bar{\nu}\gamma\gamma$ as a function of the Higgs boson mass for the CxSM and for the Type I versions of the N2HDM and C2HDM. Also shown is the line for a SM-like Higgs boson. On the left panel we present the results for the lighter Higgs boson, H_\downarrow , and on the right we show the results for the heavier Higgs boson, H_\uparrow . The trend shown in the two plots is the same for all other final states. There is a hierarchy with the points of the N2HDM reaching the largest cross sections followed closely by the C2HDM and finally by the CxSM. This is easy to understand since the CxSM is the model with the least freedom - all couplings of the Higgs boson to SM particles are modified by the same factor - while the N2HDM is the least constrained model. This means that it is possible to distinguish between the singlet and the Type I doublet versions if a new scalar is found with a large enough rate. The $\gamma\gamma$ final state is one where the branching ratio decreases very fast with the mass.

Still it is clear that there are regions of the parameter space that have large enough production rates to be detected at the 350 GeV CLIC. We would like to stress that the behaviour seen in the plots regarding the event rates for the lighter (left) and for the heavier (right) scalar is the same for the remaining final states and we will only show plots for the lighter Higgs boson in the remainder of this section.

In Fig. 8 we present the total rate for $e^+e^- \rightarrow ZH_\downarrow \rightarrow Zb\bar{b}$ (left) and for $e^+e^- \rightarrow \nu\bar{\nu}H_\downarrow \rightarrow \nu\bar{\nu}b\bar{b}$ (right) as a function of m_{H_\downarrow} for $\sqrt{s} = 350$ GeV, for the NMSSM and for the Type II versions of the N2HDM and C2HDM. Clearly there is plenty of parameter space to be explored in the NMSSM and even more in the Type II N2HDM. For the Type II C2HDM, as discussed in a previous work [15], the constraints are such that points with masses below about 500 GeV are excluded. Again there are regions where the models can be distinguished but not if the cross sections are too small. As expected, for this centre-of-mass energy there is not much difference between the two production processes (for instance for a 125 GeV scalar $\sigma(e^+e^- \rightarrow ZH_i) = \sigma(e^+e^- \rightarrow \nu\bar{\nu}H_i)$ for $\sqrt{s} \approx 400$ GeV; as the scalar mass grows so does the energy for which the values of the cross sections cross). We have also checked that the behaviour of the total rates does not change significantly when the Higgs boson decays to other SM particles. That is, although the rates are much higher in $H_i \rightarrow b\bar{b}$ than in $H_i \rightarrow \gamma\gamma$, the overall behaviour is the same. The highest rates are obtained in all models for the final states $b\bar{b}$, W^+W^- , ZZ and $\tau^+\tau^-$.

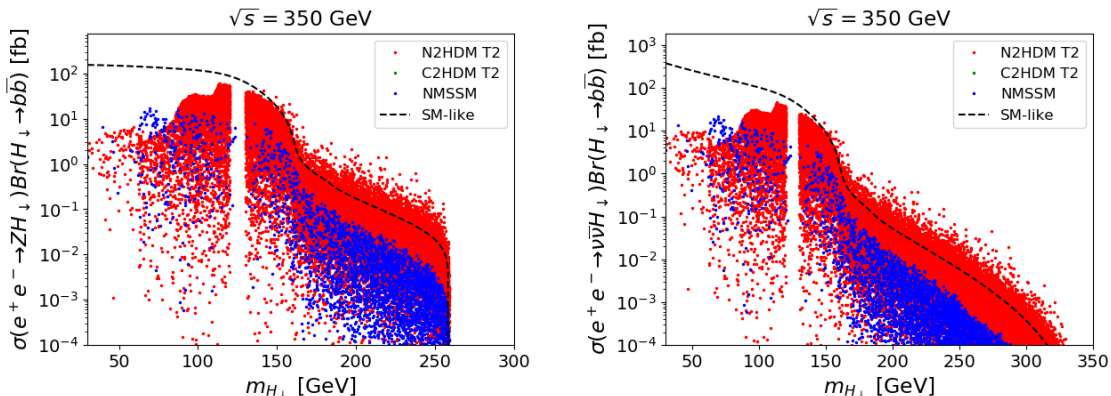


Figure 8: Total rate for $e^+e^- \rightarrow ZH_\downarrow \rightarrow Zb\bar{b}$ (left) and for $e^+e^- \rightarrow \nu\bar{\nu}H_\downarrow \rightarrow \nu\bar{\nu}b\bar{b}$ (right) as a function of m_{H_\downarrow} for $\sqrt{s} = 350$ GeV. Plots are shown for the NMSSM and for the Type II versions of the N2HDM and C2HDM. Also shown is the line for a SM-like Higgs boson.

5.2 The 1.4 TeV CLIC

As the centre-of-mass energy rises the W -fusion process becomes the dominant one. In Fig. 9 we present the total rate for $e^+e^- \rightarrow \nu\bar{\nu}H_\downarrow \rightarrow \nu\bar{\nu}ZZ$ as a function of the lighter Higgs mass for $\sqrt{s} = 1.4$ TeV. In the left panel we show the rates for the CxSM and for the Type I N2HDM and C2HDM while in the right panel plots for the NMSSM and the Type II N2HDM and C2HDM are shown. We can expect that total rates above roughly 10^{-2} fb can definitely be explored at CLIC@1.4TeV. Hence, all models can be explored in a very large portion of the parameter space and again there are regions where the models are clearly distinguishable. The plots do not present any major differences when we change the final states as previously discussed.

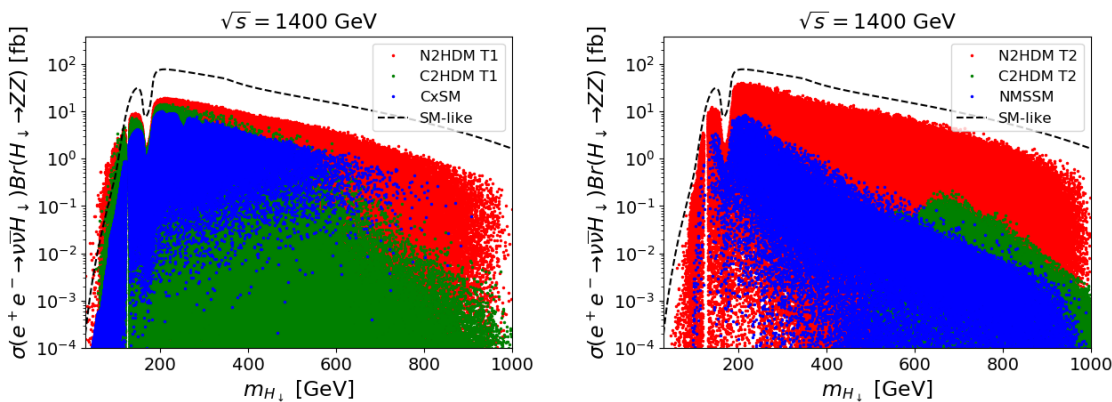


Figure 9: Total rate for $e^+e^- \rightarrow \nu\bar{\nu}H_\downarrow \rightarrow \nu\bar{\nu}ZZ$ as a function of the lighter Higgs boson mass for $\sqrt{s} = 1.4$ TeV. Left: models CxSM and Type I N2HDM and C2HDM; right: NMSSM and Type II N2HDM and C2HDM. Also shown is the line for a SM-like Higgs boson.

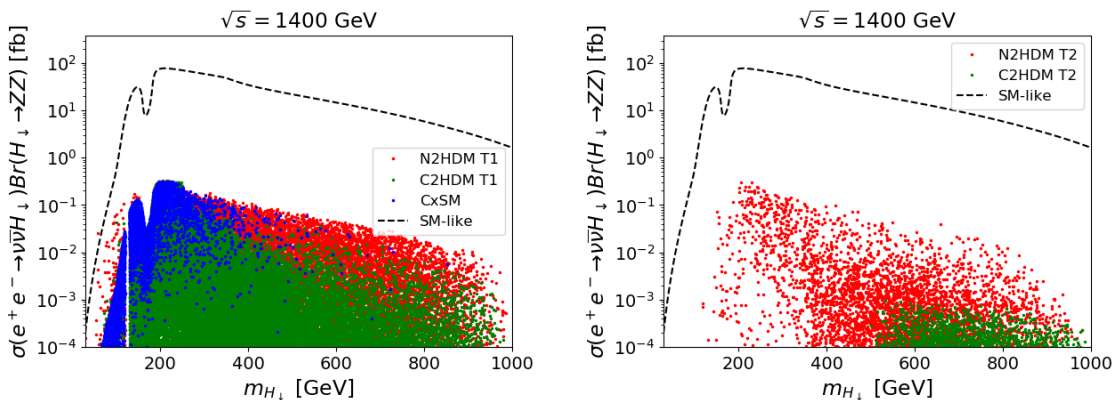


Figure 10: Same as figure 9 after imposing the final results for the 350 GeV run.

However, once the 350 GeV run is complete, even if no new scalar is found, the measurement of the 125 GeV Higgs couplings will be increasingly precise which in turn reduces the parameter space of the model. In Fig. 10 we present the total rate for $e^+e^- \rightarrow \nu\bar{\nu}H_\downarrow \rightarrow \nu\bar{\nu}ZZ$ as a function of the lighter Higgs boson mass for $\sqrt{s} = 1.4$ TeV (same as Fig. 9) but where we have included the predictions on the Higgs coupling measurements after the end of the 350 GeV run. We see that after imposing the constraints on the Higgs couplings the cross sections decrease by more than one order of magnitude. We find that the models can all be probed but are no longer distinguishable just by looking at the total rates to SM particles. Interestingly, all points from the NMSSM disappear when we impose the constraints from the 350 GeV run. This is of course related to the fact that we have used the SM central values for all predictions but it could very well be that at the end of this run we could be celebrating the discovery of a new NMSSM particle — or from any other model!

In Fig. 11 we also include this comparison for $t\bar{t}H$ production with (right) and without (left) the 350 GeV run constraints. Apart from the CxSM — where there is a common scaling of all Higgs couplings — the constraints from the 350 GeV run have a much smaller impact on the $t\bar{t}H$ cross section than on the gauge-boson mediated processes. This happens because a h_{125} Yukawa

coupling close to one does not require the Yukawa couplings of the other Higgs bosons to be small. The resulting $t\bar{t}H$ cross sections in the N2HDM and C2HDM can indeed be comparable or even larger than the $\nu\bar{\nu}H$ cross section. Therefore, $t\bar{t}H$ production becomes a highly relevant search channel if no additional Higgs bosons are discovered during the 350 GeV run.

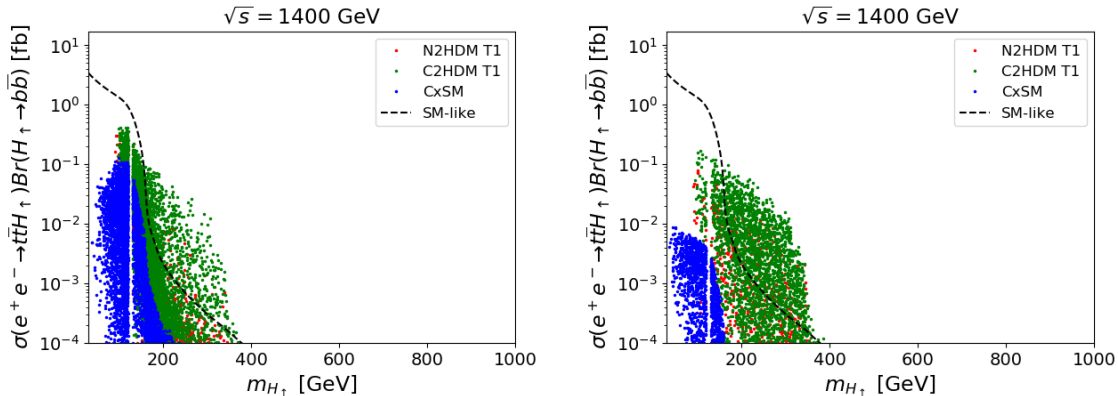


Figure 11: Total rates for $e^+e^- \rightarrow t\bar{t}H_{\uparrow} \rightarrow t\bar{t}b\bar{b}$ for the type 1 N2HDM and C2HDM and CxSM. No 350 GeV CLIC constraints (left) and with constraints (right).

6 Conclusions

We have investigated extensions of the SM scalar sector in several specific models: the CxSM, the 2HDM, C2HDM and N2HDM in the Type I and Type II versions as well as the NMSSM. The analysis is based on three CLIC benchmarks with centre-of-mass energies of 350 GeV, 1.4 TeV and 3 TeV. For each benchmark run, the precision in the measurement of the Higgs couplings was used to study possible deviations from the – CP-even and doublet-like – expected behaviour of the discovered Higgs boson. We concluded that the constraints on the admixtures of both a singlet and a pseudoscalar component to the 125 GeV Higgs boson, improve substantially from tens of percent to well below 1% when going from the LHC to the last stage of CLIC. In fact, as shown in [5], after the LHC Run 1 the constraints on the admixtures were as shown in table 5, where Σ stands for the singlet admixture and Ψ is the pseudoscalar admixture. As noted in [5] the upper bound on Ψ for the C2HDM type II is mainly due to the EDM constraints.

Model	CxSM	C2HDM II	C2HDM I	N2HDM II	N2HDM I	NMSSM
$(\Sigma \text{ or } \Psi)_{\text{allowed}}$	11%	10%	20%	55%	25%	41%

Table 5: Allowed singlet and pseudoscalar (for the C2HDM) admixtures.

With the CLIC results the limits on the admixtures are completely dominated by the measurement of κ_{HZZ} for $Sc1$ and by κ_{HWW} for $Sc2$ and $Sc3$ through the unitarity relation

$$\kappa_{ZZ,WW}^2 + \Psi/\Sigma \leq 1 \quad (6.49)$$

where the sum rule includes the factor R_{i3} , which is either the pseudoscalar, or the singlet

component depending on the model. Since this holds in all our models the constraints become independent of both model and Yukawa type and are given by

- *Sc1*: $\Sigma, \Psi < 0.85\%$ from κ_{HZZ}
- *Sc2*: $\Sigma, \Psi < 0.30\%$ from κ_{HWW}
- *Sc3*: $\Sigma, \Psi < 0.22\%$ from κ_{HWW}

In the second part of this work we investigated the potential to discover and study additional Higgs bosons at CLIC in W -boson fusion and Higgsstrahlung. We checked whether the models could be distinguished by a discovery in the first stage of CLIC. If no New Physics is found in the first stage of CLIC we discussed if the parameter space of the models still allows for large enough rates to be probed at the second stage.

- As expected the results are very similar for W -fusion and Higgsstrahlung for $\sqrt{s} = 350$ GeV. For the other two benchmark energies the W -fusion process dominates. Since the difference relative to the SM in both production processes is in the coupling hVV , $V = W, Z$, even for $\sqrt{s} = 350$ GeV, where the cross sections are of the same order, the two processes give the same information about the models.
- For $\sqrt{s} = 350$ GeV and for Type I models and CxSM, the latter is always the most constrained model as the couplings of the Higgs boson to SM particles are all modified by the same factor. Hence the Type I N2HDM and C2HDM, which in most cases are barely distinguishable, have rates that are always larger than the CxSM ones. For some final states the N2HDM rates are slightly above the C2HDM ones but always below the SM-like line, except for the $\gamma\gamma$ final states and only for Higgs boson masses below about 120 GeV. In these Type I models there are charged Higgs contributions in the $H_i \rightarrow \gamma\gamma$ loops and the charged Higgs mass is not as constrained as in the Type II models.
- For $\sqrt{s} = 350$ GeV and for Type II models and NMSSM, the C2HDM does not take part in the analysis due to the constraint on the non-125 GeV Higgs boson as previously explained. The Type II N2HDM has rates that are always above the corresponding NMSSM ones. So, it is possible to distinguish the two models in several regions of the parameter space which is expected since the N2HDM has more freedom.
- For $\sqrt{s} = 350$ GeV and for Type II models and NMSSM, the heavier neutral scalar can only be probed in the N2HDM where the rates can be up to two orders of magnitude above the SM line (these plots were not shown). CLIC can probe the lighter neutral scalar boson in both the NMSSM and the N2HDM and distinguishing the two models based on total rates alone may be possible.
- For $\sqrt{s} = 1400$ GeV the results are very similar in what regards the relative rates for the different processes. The main difference comes from imposing the predicted results for the 350 GeV run, if nothing is found and using the SM prediction as central value. This constrains the admixtures — and by unitarity the gauge couplings of the non-SM-like Higgs bosons — to tiny values identical in all models. Therefore, the models become harder to distinguish. Furthermore, due to the reduced gauge couplings $t\bar{t}H$ becomes an important search channel for non-SM-like Higgs bosons.

Finally one should mention that as all predictions for the different models reach and go below the % level, electroweak radiative corrections come into play. As decoupling is present in all models there are certainly regions of the parameter space where the tree-level results are close to the one-loop corrected ones. Still, we should make clear that already for CLIC@350GeV we will reach a level of precision where no result is truly meaningful without the inclusion of electroweak radiative corrections.

Acknowledgments

Special thanks to Philipp Basler for providing us with up-to-date NMSSM samples. We thank Roberto Franceschini for discussions. We acknowledge the contribution of the research training group GRK1694 'Elementary particle physics at highest energy and highest precision', for our meetings in Lisbon and in Karlsruhe. PF and RS are supported in part by the National Science Centre, Poland, the HARMONIA project under contract UMO-2015/18/M/ST2/00518. JW gratefully acknowledges funding from the PIER Helmholtz Graduate School.

References

- [1] ATLAS Collaboration, G. Aad *et al.*, Phys.Lett. **B716**, 1 (2012), 1207.7214.
- [2] CMS Collaboration, S. Chatrchyan *et al.*, Phys.Lett. **B716**, 30 (2012), 1207.7235.
- [3] J. M. No and M. Spannowsky, (2018), 1807.04284.
- [4] D. Buttazzo, D. Redigolo, F. Sala, and A. Tesi, (2018), 1807.04743.
- [5] M. Mühlleitner, M. O. P. Sampaio, R. Santos, and J. Wittbrodt, JHEP **08**, 132 (2017), 1703.07750.
- [6] R. Coimbra, M. O. P. Sampaio, and R. Santos, Eur. Phys. J. **C73**, 2428 (2013), 1301.2599.
- [7] R. Costa, R. Guedes, M. O. P. Sampaio, and R. Santos, SCANNERS project, 2014, <http://scanners.hepforge.org>.
- [8] R. Costa, M. Mühlleitner, M. O. P. Sampaio, and R. Santos, JHEP **06**, 034 (2016), 1512.05355.
- [9] A. Djouadi, J. Kalinowski, and M. Spira, Comput. Phys. Commun. **108**, 56 (1998), hep-ph/9704448.
- [10] A. Djouadi, J. Kalinowski, M. Mühlleitner, and M. Spira, (2018), 1801.09506.
- [11] I. F. Ginzburg, M. Krawczyk, and P. Osland, Two Higgs doublet models with CP violation, in *Linear colliders. Proceedings, International Workshop on physics and experiments with future electron-positron linear colliders, LCWS 2002, Seogwipo, Jeju Island, Korea, August 26-30, 2002*, pp. 703–706, 2002, hep-ph/0211371, [,703(2002)].
- [12] W. Khater and P. Osland, Nucl. Phys. **B661**, 209 (2003), hep-ph/0302004.

- [13] A. W. El Kaffas, P. Osland, and O. M. Ogreid, *Nonlin. Phenom. Complex Syst.* **10**, 347 (2007), hep-ph/0702097.
- [14] D. Fontes, J. C. Romão, and J. P. Silva, *JHEP* **12**, 043 (2014), 1408.2534.
- [15] D. Fontes *et al.*, *JHEP* **02**, 073 (2018), 1711.09419.
- [16] J. C. Romão and J. P. Silva, *Int. J. Mod. Phys.* **A27**, 1230025 (2012), 1209.6213.
- [17] R. Harlander, M. Mühlleitner, J. Rathsmann, M. Spira, and O. Stal, (2013), 1312.5571.
- [18] M. Mühlleitner, M. O. P. Sampaio, R. Santos, and J. Wittbrodt, *JHEP* **03**, 094 (2017), 1612.01309.
- [19] D. Azevedo *et al.*, (2018), 1807.10322.
- [20] I. Engeln, M. Mühlleitner, and J. Wittbrodt, (2018), 1805.00966.
- [21] ATLAS, CMS, G. Aad *et al.*, *Phys. Rev. Lett.* **114**, 191803 (2015), 1503.07589.
- [22] I. P. Ivanov and J. P. Silva, *Phys. Rev.* **D92**, 055017 (2015), 1507.05100.
- [23] M. E. Peskin and T. Takeuchi, *Phys. Rev.* **D46**, 381 (1992).
- [24] I. Maksymyk, C. P. Burgess, and D. London, *Phys. Rev.* **D50**, 529 (1994), hep-ph/9306267.
- [25] R. Costa, A. P. Morais, M. O. P. Sampaio, and R. Santos, *Phys. Rev.* **D92**, 025024 (2015), 1411.4048.
- [26] G. C. Branco *et al.*, *Phys. Rept.* **516**, 1 (2012), 1106.0034.
- [27] W. Grimus, L. Lavoura, O. M. Ogreid, and P. Osland, *J. Phys.* **G35**, 075001 (2008), 0711.4022.
- [28] W. Grimus, L. Lavoura, O. M. Ogreid, and P. Osland, *Nucl. Phys.* **B801**, 81 (2008), 0802.4353.
- [29] Gfitter Group, M. Baak *et al.*, *Eur. Phys. J.* **C74**, 3046 (2014), 1407.3792.
- [30] P. Bechtle *et al.*, *Eur. Phys. J.* **C74**, 2693 (2014), 1311.0055.
- [31] ATLAS, CMS, G. Aad *et al.*, *JHEP* **08**, 045 (2016), 1606.02266.
- [32] R. V. Harlander, S. Liebler, and H. Mantler, *Comput. Phys. Commun.* **184**, 1605 (2013), 1212.3249.
- [33] R. V. Harlander, S. Liebler, and H. Mantler, *Comput. Phys. Commun.* **212**, 239 (2017), 1605.03190.
- [34] H. E. Haber and H. E. Logan, *Phys. Rev.* **D62**, 015011 (2000), hep-ph/9909335.
- [35] O. Deschamps *et al.*, *Phys. Rev.* **D82**, 073012 (2010), 0907.5135.
- [36] F. Mahmoudi and O. Stal, *Phys. Rev.* **D81**, 035016 (2010), 0907.1791.
- [37] T. Hermann, M. Misiak, and M. Steinhauser, *JHEP* **11**, 036 (2012), 1208.2788.

- [38] M. Misiak *et al.*, Phys. Rev. Lett. **114**, 221801 (2015), 1503.01789.
- [39] M. Misiak and M. Steinhauser, Eur. Phys. J. **C77**, 201 (2017), 1702.04571.
- [40] S. Inoue, M. J. Ramsey-Musolf, and Y. Zhang, Phys. Rev. **D89**, 115023 (2014), 1403.4257.
- [41] ACME, J. Baron *et al.*, Science **343**, 269 (2014), 1310.7534.
- [42] S. F. King, M. Mühlleitner, R. Nevzorov, and K. Walz, Phys. Rev. **D90**, 095014 (2014), 1408.1120.
- [43] U. Ellwanger, J. F. Gunion, and C. Hugonie, JHEP **02**, 066 (2005), hep-ph/0406215.
- [44] U. Ellwanger and C. Hugonie, Comput. Phys. Commun. **175**, 290 (2006), hep-ph/0508022.
- [45] U. Ellwanger and C. Hugonie, Comput. Phys. Commun. **177**, 399 (2007), hep-ph/0612134.
- [46] D. Das, U. Ellwanger, and A. M. Teixeira, Comput. Phys. Commun. **183**, 774 (2012), 1106.5633.
- [47] M. Mühlleitner, A. Djouadi, and Y. Mambrini, Comput. Phys. Commun. **168**, 46 (2005), hep-ph/0311167.
- [48] G. Belanger, F. Boudjema, C. Hugonie, A. Pukhov, and A. Semenov, JCAP **0509**, 001 (2005), hep-ph/0505142.
- [49] Planck, P. A. R. Ade *et al.*, Astron. Astrophys. **571**, A16 (2014), 1303.5076.
- [50] LUX, D. S. Akerib *et al.*, Phys. Rev. Lett. **118**, 021303 (2017), 1608.07648.
- [51] XENON, E. Aprile *et al.*, (2018), 1805.12562.
- [52] M. Spira, A. Djouadi, D. Graudenz, and P. M. Zerwas, Nucl. Phys. **B453**, 17 (1995), hep-ph/9504378.
- [53] R. V. Harlander and W. B. Kilgore, Phys. Rev. Lett. **88**, 201801 (2002), hep-ph/0201206.
- [54] C. Anastasiou and K. Melnikov, Nucl. Phys. **B646**, 220 (2002), hep-ph/0207004.
- [55] R. V. Harlander and W. B. Kilgore, JHEP **10**, 017 (2002), hep-ph/0208096.
- [56] C. Anastasiou and K. Melnikov, Phys. Rev. **D67**, 037501 (2003), hep-ph/0208115.
- [57] V. Ravindran, J. Smith, and W. L. van Neerven, Nucl. Phys. **B665**, 325 (2003), hep-ph/0302135.
- [58] C. Anastasiou *et al.*, JHEP **03**, 091 (2015), 1411.3584.
- [59] C. Anastasiou *et al.*, JHEP **08**, 051 (2015), 1505.04110.
- [60] C. Anastasiou *et al.*, JHEP **05**, 058 (2016), 1602.00695.
- [61] B. Mistlberger, JHEP **05**, 028 (2018), 1802.00833.
- [62] M. Bonvini, A. S. Papanastasiou, and F. J. Tackmann, JHEP **11**, 196 (2015), 1508.03288.

- [63] M. Bonvini, A. S. Papanastasiou, and F. J. Tackmann, *JHEP* **10**, 053 (2016), 1605.01733.
- [64] S. Forte, D. Napoletano, and M. Ubiali, *Phys. Lett.* **B751**, 331 (2015), 1508.01529.
- [65] S. Forte, D. Napoletano, and M. Ubiali, *Phys. Lett.* **B763**, 190 (2016), 1607.00389.
- [66] R. Harlander, M. Kramer, and M. Schumacher, (2011), 1112.3478.
- [67] R. V. Harlander and W. B. Kilgore, *Phys. Rev.* **D68**, 013001 (2003), hep-ph/0304035.
- [68] S. Dittmaier, M. Krämer, and M. Spira, *Phys. Rev.* **D70**, 074010 (2004), hep-ph/0309204.
- [69] S. Dawson, C. B. Jackson, L. Reina, and D. Wackerroth, *Phys. Rev.* **D69**, 074027 (2004), hep-ph/0311067.
- [70] M. Wiesemann *et al.*, *JHEP* **02**, 132 (2015), 1409.5301.
- [71] J. Baglio *et al.*, *Comput. Phys. Commun.* **185**, 3372 (2014), 1312.4788.
- [72] ATLAS, G. Aad *et al.*, *JHEP* **10**, 054 (2015), 1507.05525.
- [73] ATLAS, M. Aaboud *et al.*, *Phys. Rev.* **D94**, 052009 (2016), 1606.03903.
- [74] ATLAS, G. Aad *et al.*, *JHEP* **05**, 071 (2014), 1403.5294.
- [75] ATLAS, G. Aad *et al.*, *Eur. Phys. J.* **C75**, 208 (2015), 1501.07110.
- [76] CLICdp, E. Sicking, *Nucl. Part. Phys. Proc.* **273-275**, 801 (2016).
- [77] CLIC Detector and Physics Study, H. Abramowicz *et al.*, Physics at the CLIC e+e- Linear Collider – Input to the Snowmass process 2013, in *Proceedings, 2013 Community Summer Study on the Future of U.S. Particle Physics: Snowmass on the Mississippi (CSS2013): Minneapolis, MN, USA, July 29-August 6, 2013*, 2013, 1307.5288.
- [78] D. Jeans and G. W. Wilson, (2018), 1804.01241.
- [79] P. M. Ferreira, J. F. Gunion, H. E. Haber, and R. Santos, *Phys. Rev.* **D89**, 115003 (2014), 1403.4736.
- [80] P. M. Ferreira, R. Guedes, M. O. P. Sampaio, and R. Santos, *JHEP* **12**, 067 (2014), 1409.6723.
- [81] W. B. Cairncross *et al.*, *Phys. Rev. Lett.* **119**, 153001 (2017), 1704.07928.
- [82] ACME, J. Baron *et al.*, *New J. Phys.* **19**, 073029 (2017), 1612.09318.
- [83] K. Harada *et al.*, *Journal of Physics: Conference Series* **691**, 012017 (2016).
- [84] N. Yamanaka *et al.*, *Eur. Phys. J.* **A53**, 54 (2017), 1703.01570.