

The Role of Mesons in Muon $g - 2$

Fred Jegerlehner

Deutsches Elektronen-Synchrotron (DESY), Platanenallee 6,
D-15738 Zeuthen, Germany
Humboldt-Universität zu Berlin, Institut für Physik, Newtonstrasse 15,
D-12489 Berlin, Germany

Abstract

The muon anomaly $a_\mu = (g_\mu - 2)/2$ showing a persisting 3 to 4 σ deviation between the SM prediction and the experiment is one of the most promising signals for physics beyond the SM. As is well known, the hadronic uncertainties are limiting the accuracy of the Standard Model prediction. Therefore a big effort is going on to improve the evaluations of hadronic effects in order to keep up with the 4-fold improved precision expected from the new Fermilab measurement in the near future. A novel complementary type experiment planned at J-PARC in Japan, operating with ultra cold muons, is expected to be able to achieve the same accuracy but with completely different systematics. So exciting times in searching for New Physics are under way. I discuss the role of meson physics in calculations of the hadronic part of the muon $g-2$. The improvement is expected to substantiate the present deviation $\Delta a_\mu^{\text{New Physics}} = \Delta a_\mu^{\text{Experiment}} - \Delta a_\mu^{\text{Standard Model}}$ to a 6 to 10 standard deviation effect, provided hadronic uncertainties can be reduce by a factor two. This concerns the hadronic vacuum polarization as well as the hadronic light-by-light scattering contributions, both to a large extent determined by the low lying meson spectrum. Better meson production data and progress in modeling meson form factors could greatly help to improve the precision and reliability of the SM prediction of a_μ and thereby provide more information on what is missing in the SM.

* Invited talk MESON2018 - 15th International Workshop on Meson Physics, 7-12 June 2018, Kraków, Poland.

The role of mesons in muon $g - 2$

Fred Jegerlehner^{1,2,a}

¹Deutsches Elektronen-Synchrotron (DESY), Platanenallee 6, D-15738 Zeuthen, Germany

²Humboldt-Universität zu Berlin, Institut für Physik, Newtonstrasse 15, D-12489 Berlin, Germany

Abstract. The muon anomaly $a_\mu = (g_\mu - 2)/2$ showing a persisting 3 to 4 σ deviation between the SM prediction and the experiment is one of the most promising signals for physics beyond the SM. As is well known, the hadronic uncertainties are limiting the accuracy of the Standard Model prediction. Therefore a big effort is going on to improve the evaluations of hadronic effects in order to keep up with the 4-fold improved precision expected from the new Fermilab measurement in the near future. A novel complementary type experiment planned at J-PARC in Japan, operating with ultra cold muons, is expected to be able to achieve the same accuracy but with completely different systematics. So exciting times in searching for New Physics are under way. I discuss the role of meson physics in calculations of the hadronic part of the muon $g-2$. The improvement is expected to substantiate the present deviation $\Delta a_\mu^{\text{New Physics}} = \Delta a_\mu^{\text{Experiment}} - \Delta a_\mu^{\text{Standard Model}}$ to a 6 to 10 standard deviation effect, provided hadronic uncertainties can be reduce by a factor two. This concerns the hadronic vacuum polarization as well as the hadronic light-by-light scattering contributions, both to a large extent determined by the low lying meson spectrum. Better meson production data and progress in modeling meson form factors could greatly help to improve the precision and reliability of the SM prediction of a_μ and thereby provide more information on what is missing in the SM.

1 Introduction

The anomalous magnetic moment (AMM) of the muon $a_\mu = (g_\mu - 2)/2$ is one of the most precisely measured quantities in particle physics. A very precise measurement [1] confronts a very precise prediction, revealing a 3 to 4 σ discrepancy of the Standard Model (SM) value. It is pure loop physics, testing virtual quantum fluctuations in depth. New experiments [2, 3] expected to reach 140 ppb accuracy likely will enhance the significance of the deviation substantially.

At the present/future level of precision a_μ depends on all physics incorporated in the SM: electromagnetic, weak, and strong interaction effects and beyond that on *all possible new physics* we are hunting for. For an illustration see e.g. Figs. 13 and 14 in [4], which compare physics sensitivities for the muon and the electron, and unveil the much higher sensitivity of a_μ on effects beyond QED.

The precision of the SM prediction is limited by substantial hadronic photon vacuum polarization (HVP), Fig. 1, while hadronic electroweak (HEW) effects, Fig. 2, are small and well mastered. The most difficult and challenging are the hadronic light-by-light (HLbL) contributions, Fig. 3. Figures 1,2 and 3 illustrate the need for hadronic effective modeling of the dominant long distance (L.D.)

^ae-mail: fjeger@physik.hu-berlin.de

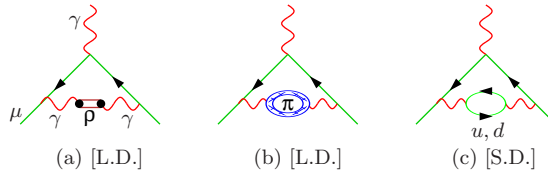


Figure 1. Leading is the hadronic photon vacuum polarization of $O(\alpha^2)$. Diagrams a) and b) show possible effective model contributions, VMD and sQED, respectively, and diagram c) the pQCD tail. The safe method of its evaluation is a dispersion relation in conjunction with experimental $e^+e^- \rightarrow \gamma^* \rightarrow$ hadrons data or lattice QCD (in progress).

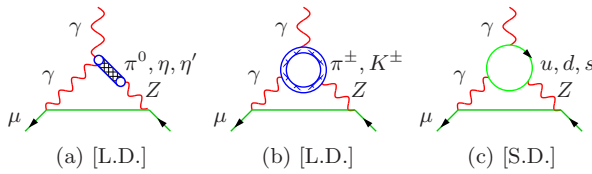


Figure 2. Mixed weak hadronic effects. Again we have low energy effective theory diagrams (L.D.) and the quark-loop diagram (S.D.). Only the VVA vertex beneath the $\pi^0 Z$ coupling contributes since $VVV \equiv 0$. As manifest on the level of the quarks, anomaly cancellation is at work, which implies that potentially large effects $O(\alpha G_\mu m_\mu^2 \ln M_Z^2/m_\mu^2)$ cancel. Therefore small and well under control.

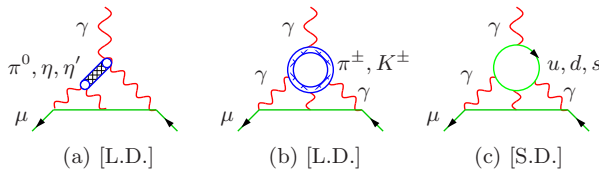


Figure 3. Hadronic light-by-light scattering of $O(\alpha^3)$. Diagrams (a) and (b) represent the long distance (L.D.) contributions, diagram (c) involving a quark loop which yields the short distance (S.D.) tail. Internal photon lines are dressed by $\rho - \gamma$ mixing. This is the most challenging part and also suffers from conceptual problems.

piece, while the short distance (S.D.) tail is calculable by perturbative QCD (pQCD) [quark-loops], in principle. The AMM of the muon is a hot topic these days in view of two new muon $g-2$ experiments to come. A muon spinning in a homogeneous magnetic field \vec{B} in absence of an electric field \vec{E} shows a Larmor spin precession frequency $\vec{\omega}$ directly proportional to \vec{B} : $\vec{\omega}_a = \frac{e}{m} [a_\mu \vec{B}]$. The new Fermilab experiment is improving the “magic energy” technique, based on tuning the beam energy to nullify the electric focusing field \vec{E} coefficient $(a_\mu - 1/(\gamma^2 - 1)) = 0$ (γ the Lorentz factor), and the planned J-PARC experiment attempting to work in a strict $\vec{E} = 0$ environment. The first method requires ultra relativistic muons (CERN, BNL, Fermilab), the second novel concept will work with ultra cold muons (J-PARC) and has very different systematics.

Then the AMM measurement amounts to measuring the Larmor precession frequency of the circulating muons and the magnetic field by the nuclear magnetic resonance method (Larmor precession

Table 1. Low energy effective estimates of the leading vacuum polarization effects a_μ^{had} (vap). For comparison: 5.8420×10^{-8} for μ -loop, 5.9041×10^{-6} for e -loop

data+DR [280,810] MeV	ρ^0 -exchange	π^\pm -loop	QCD [u, d] quark-loops	
	BW+PDG	sQED	constituent quarks	current quarks
4.2666×10^{-8}	4.2099×10^{-8}	1.4154×10^{-8}	2.2511×10^{-8}	4.4925×10^{-6}

of protons in a H²O sample) and the present precision is expected to improve by a factor 4. The present mismatch $\Delta a_\mu = a_\mu^{\text{the}} - a_\mu^{\text{exp}} = (-30.6 \pm 7.6) \times 10^{-10}$ would increase to a 6σ deficiency of the SM prediction if theory is taken as today and the central value would not move. Improving theory by reducing the hadronic uncertainty by a factor 2 could result in a significance of 11σ .

A general introduction I have presented recently in [4] (see also my recently actualized book [5]) and the present short note should be considered as a supplement with a focus on the role of meson physics in this game. The hadronic vacuum polarization (HVP) part I have reviewed not long ago in [6, 7] and I will be short on that and focus more on the HLbL part.

2 To be improved: leading hadronic=mesonic effects

The problem is a reliable and precise evaluation of the non-perturbative strong interaction effects. Besides the dispersion relation (DR) approach applicable where the relevant experimental cross sections are available one needs low energy effective hadronic modeling like vector meson dominance (VMD), scalar QED (sQED), extended Nambu-Jona-Lasinio (ENJL) or hidden local symmetry (HLS) or similar Resonance Lagrangian Approach models, which attempt to extend chiral perturbation theory (CHPT) by including vector mesons (VMD) in accord with the chiral structure of QCD. Lattice QCD ab initio calculations come closer in precision and already have provided important constraints and information (see e.g. [8]).

The difficulty of getting precise estimate of the non-perturbative effects I illustrate for the HVP contribution (see Fig. 1) in the following Table 1, with entries from DR, VMD, sQED and perturbative QCD (pQCD) adopting alternatively constituent and current quark masses. Only the VMD yields a reasonable agreement with the data-driven DR method while other estimates widely differ and badly fail. This kind of problems become even more severe in estimating the HLbL contribution which is a 3 scale problem, while the HVP is a comparatively simple 1 scale problem.

2.1 Leading order HVP

Adopting the data-driven DR approach the leading hadronic contribution HPV from the photon vacuum polarization is dominated by the $e^+e^- \rightarrow \pi^+\pi^-$ channel to about 75%. The major part is determined by the low lying ρ , ω and ϕ -resonances and in the 1 to 2 GeV region by exclusive channel data as listed in Table 2. Besides a tiny contribution from nucleon pair production all kinds of mesonic states contribute. These have been measured quite exhaustively by BaBar. Because of the high precision required also small contributions are to be kept under control. Narrow resonances I usually include as Breit-Wigner (BW) states using PDG parameters. For the low energy region below 1.05 GeV (covering ρ , ω and ϕ) I obtain $a_\mu^{\text{had}}[E < 1.05 \text{ GeV}] = 505.75_\rho(0.83)(2.57)[2.70] + 35.23_\omega(0.29)(0.69)[0.75] + 34.31_\phi(0.27)(0.38)[0.47] = 575.29(0.92)(2.92)[2.84]$, while using data directly I find $a_\mu^{\text{had}}[E < 1.05 \text{ GeV}] = 577.46_{\text{data}}(0.71)(4.02)[4.08]$ in units 10^{-10} with statistical, systematic and total errors. This illustrates the fair agreement between different treatments of the data. The

Table 2. Exclusive channels in the range [0.305,1.8] GeV based on locally weighted averaged data, which compares to a similar Table 5.3 of [5] where ω and ϕ are taken as BW resonances using PDG parameters and $\pi\pi$ data from different experiments are combined by taking weighted averages of integrals in overlapping regions. The HLS effective theory allows us to predict the cross sections: $\pi^+\pi^-$, $\pi^0\gamma$, $\eta\gamma$, $\eta'\gamma$, $\pi^0\pi^+\pi^-$, K^+K^- , $K^0\bar{K}^0$. The HLS missing part 4π , 5π , 6π , $\eta\pi\pi$, $\omega\pi$ etc., in any case is evaluated using data directly. The CHPT low energy tail and the final state radiation (FSR) channel $\pi^+\pi^-\gamma$ are added separately. Values in units 10^{-10} .

final state	contrib.	stat	syst	final state	contrib.	stat	syst
$\pi^0\gamma$	5.34	0.78	0.85	$K_S K^\pm \pi^\mp$	0.78	0.11	0.12
$\pi^+\pi^-$	501.55	73.01	79.58	$K_S K_L \eta$	0.12	0.02	0.02
$\pi^+\pi^-\pi^0$	49.15	7.15	7.80	$K^+K^-\eta$	0.00	0.00	0.00
$\eta\gamma$	0.56	0.08	0.09	$K^+K^-\pi^+\pi^-$	0.32	0.05	0.05
$\pi^+\pi^-2\pi^0$	17.87	2.60	2.84	$K^+K^-\pi^0\pi^0$	0.04	0.01	0.01
$2\pi^+2\pi^-$	13.54	1.97	2.15	$K_S K_L \pi^0\pi^0$	0.11	0.02	0.02
$\pi^+\pi^-3\pi^0$	0.74	0.11	0.12	$K_S K_L \pi^+\pi^-$	0.08	0.01	0.01
$2\pi^+2\pi^-\pi^0$	0.98	0.14	0.15	$K_S K_S \pi^+\pi^-$	0.01	0.00	0.00
$2\pi^+2\pi^-\eta$	0.03	0.00	0.00	$K^+K^-\pi^+\pi^-\pi^0$	0.02	0.00	0.00
$2\pi^+2\pi^-2\pi^0$	0.64	0.09	0.10	$K_S K^\pm \pi^\mp \pi^0$	0.12	0.02	0.02
$3\pi^+3\pi^-$	0.11	0.02	0.02	$\phi\eta$	0.01	0.00	0.00
$\pi^+\pi^-4\pi^0$	0.03	0.00	0.00	$\eta\pi^+\pi^-\pi^0$	0.01	0.00	0.00
$\omega\pi^0$	0.83	0.12	0.13	$\omega\eta$	0.02	0.00	0.00
K^+K^-	22.26	3.24	3.53				
$K_S^0 K_L^0$	14.13	2.06	2.24	sum no CHPT, no FSR	630.26	91.74	100.00
$\omega\pi^+\pi^-$	0.01	0.00	0.00	sum	637.12	92.74	100.00
$\eta\pi^+\pi^-$	0.01	0.00	0.00	sum HLS	599.85	0.50	91.74
$K^+K^-\pi^0$	0.16	0.02	0.03	sum non HLS	37.27	2.51	5.43
$K_S K_L \pi^0$	0.69	0.10	0.11				

total leading order HVP contribution in the first case yields $a_\mu^{\text{had}} = 688.65(1.03)(3.82)[3.96] \times 10^{-10}$ while using local averaging of the $\pi\pi$ data the second yields a slightly higher but less precise $a_\mu^{\text{had}} = 690.82(0.85)(4.85)[4.92] \times 10^{-10}$. The low energy two body channel together with the 3π one can be subjected to a global HLS fit [9] which yields 83.4% of the total and as a best fit estimate one finds: $a_\mu^{\text{had}} = (681.9 \pm 3.2) \times 10^{-10} = (569.04[1.08]_{\text{HLS-fit}} + 112.82[3.01]_{\text{HLS-missing}}) \times 10^{-10}$. For a comparison with other results see Fig. 6 in [4] (see also [10–12]).

2.2 HLbL

The HLbL contribution is dominated by single particle exchanges. Thereby $e^+e^- \rightarrow e^+e^-\gamma\gamma^* \rightarrow e^+e^- \text{ hadrons}$ data provide important experimental constraints on hadronic transition form factors (TFF). As indicated one of the photons is quasi real in order to get the required sufficient statistics, while the second is off-shell. Fig. 4-left shows the available data which constrain the $\pi^0\gamma\gamma^*$ form factor of Fig. 3a and Fig. 4-right the pion-loop amplitude of Fig. 3b. Actually, besides the pseudoscalars also axial-, scalar- and tensor-mesons contribute. An overview of various HLbL one-particle exchange contributions is given in Table 3 (see also [13–16]). While the π^0 exchange contribution clearly dominates, it is obvious that the other contributions sum to about one-third of the leading one and have to be determined with comparable precision. This is a highly non-trivial task and has been estimated by a very few groups (HKS [17], BPP [15, 18], MV [19]) only. The simplest channel is

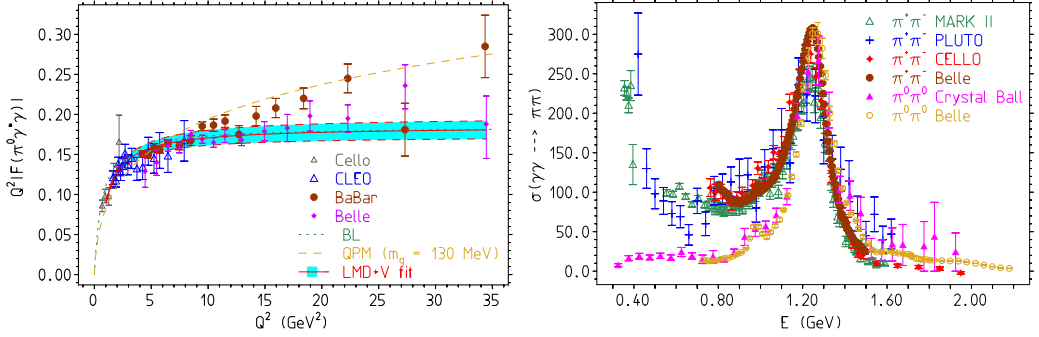


Figure 4. Left: pion production in $\gamma\gamma$ by CELLO, CLEO, BaBar and Belle measurements of the π^0 form factor $\mathcal{F}_{\pi^0\gamma\gamma}(m_\pi^2, -Q^2, 0)$ at high space-like Q^2 . Towards higher energies BaBar is somewhat conflicting with Belle. The latter conforms with theory expectations, which we use as an OPE constraint. More data are available for η and η' production. Right: di-pion production in $\gamma\gamma$ fusion. At low energy we have direct $\pi^+\pi^-$ production and by strong rescattering $\pi^+\pi^- \rightarrow \pi^0\pi^0$, however with very much suppressed rate. With increasing energy, above about 1 GeV, the strong $q\bar{q}$ resonance $f_2(1270)$ appears produced equally at expected isospin ratio $\sigma(\pi^0\pi^0)/\sigma(\pi^+\pi^-) = \frac{1}{2}$. This demonstrates convincingly that we may safely work with point-like pions below 1 GeV.

the dominant π^0 one and has been evaluated by many groups in many different models/approaches as listed in Table 5.13 of [5] where also the references are given. The relative stability of the results is not very surprising because the relevant $\pi^0\gamma\gamma$ transition form factor is constrained by the known $\pi^0 \rightarrow \gamma\gamma$ decay rate, fixing $\mathcal{F}_{\pi^0\gamma\gamma}(m_\pi^2, 0, 0)$, and by QCD asymptotic behavior of $\mathcal{F}_{\pi^0\gamma\gamma}(m_\pi^2, 0, -Q^2)$ when Q^2 gets large, essentially the Brodsky-Lepage (BL) constraint $\propto 1/Q^2$ as supported by experimental data (see Fig. 4-left). A new important constraint has been obtained from lattice QCD by calculating $\mathcal{F}_{\pi^0\gamma\gamma}(m_\pi^2, -Q^2, -Q^2)$ [20]. A first dispersive calculation of the pion-loop contribution $a_\mu^{\pi\text{-box}} + a_{\mu, J=0}^{\pi\pi, \pi\text{-pole LHC}} = -24(1) \times 10^{-11}$ has been presented in [21]. A new solid data-driven evaluation of the pion-pole contribution (in the pion pole approximation) based on the dispersive model yields a fairly precise $a_\mu^{\text{HLbL}, \pi^0} = 6.26_{-0.25}^{+0.30} \times 10^{-10}$ [22]. Also a new estimate of the scalar contribution $a_\mu^{\text{HLbL}-\text{scalars}} \simeq (-0.8 \pm 7.1) \times 10^{-11}$ has been worked out in [16]. The scalar contribution should be negative in any case. For more details I refer to [4] or to my book [5]. My estimate

Table 3. Estimates of one-particle exchange contributions to HLbL. Leading is the π^0 exchange which amounts to about 65% of the total HLbL. Numbers in units 10^{-11} .

	contribution		individual		total
pseudoscalars	$a_\mu^{\text{LbL}}(\pi^0, \eta, \eta')$	64.68	14.87	15.90	95.45 ± 12.40
axials	$a_\mu^{\text{LbL}}(a_1, f_1, f_1')$	1.89	5.19	0.47	7.55 ± 2.71
scalars	$a_\mu^{\text{LbL}}(a_0, f_0, f_0')$	-0.17	-2.96	-2.85	-5.98 ± 1.20
tensors	$a_\mu^{\text{LbL}}(f_2', f_2, a_2')$	0.79	0.07	0.24	1.1 ± 0.1
sum single meson exchange					98.12 ± 12.75
+ π^\pm, K^\pm loops + quark loops					103.40 ± 28.80

is $a_\mu^{\text{HLbL}} = [95.45(12.40) + 7.55(2.71) - 5.98(1.20) + 20(5) - 20(4) + 2.3(0.2) + 1.1(0.1) + 3(2)] \times 10^{-11} = 103.4(28.8) \times 10^{-11}$. For a comparison with other evaluations see Table 5.19 and Fig. 5.66 of my book [5]. Agreement between different estimates is not yet satisfactory, and a reduction of the er-

Table 4. Significance of typical channels at present and as expected after the new experimental result. In units 10^{-10} or in Standard Deviations (SD), *present* relative to present combined uncertainty 7.6×10^{-10} , *coming* relative to expected experimental uncertainty 1.6×10^{-10} . The table (bold entries) shows where uncertainties have to be reduced.

	type	contribution	SD present	SD coming
HVP	LO $O(\alpha^2)$	689.5[3.3]	90.7[0.4]	431[2.1]
	$\pi^+\pi^-$	505.7[2.7]	66.6[0.4]	316.1[1.7]
	K^+K^-	22.0[0.7]	2.9[0.1]	13.8[0.4]
	$\pi^+\pi^-2\pi^0$	20.4[0.9]	2.6[0.1]	12.8[0.6]
	1.05-2GeV	62.2[2.5]	8.2[0.3]	38.9[1.6]
	HO $O(\alpha^n)$ ($n > 2$)	-8.7[0.1]	1.1[0.0]	5.4[0.0]
HEW	3 families	-1.5[0.0]	small by anomaly cancellation	
HLbL	all $O(\alpha^3)$	10.3[2.9]	1.4[0.4]	6.4[1.2]
	π^0	6.3[0.8]	0.9[0.1]	4.1[0.5]

rors is still a major issue. Progress we expect from lattice QCD and/or from the dispersive approach (Colangelo et al. [21], Pauk and Vanderhaeghen [23]), which is determining the various HLbL amplitudes based on data and DR's.

3 Summary and conclusion

The relevance of different mesonic effects in relation to the new experimental result to come are tabulated in Table 4. The present status of the SM prediction of a_μ is summarized in Table 5. What

Table 5. Standard model theory and experiment comparison [in units 10^{-10}].

Contribution	Value $\times 10^{10}$	Error $\times 10^{10}$	Reference
QED incl. 4-loops + 5-loops	11 658 471.886	0.003	[24, 25]
Hadronic LO vacuum polarization	689.46	3.25	[26]
Hadronic light-by-light	10.34	2.88	[5]
Hadronic HO vacuum polarization	-8.70	0.06	[26]
Weak to 2-loops	15.36	0.11	[27]
Theory	11 659 178.3	4.3	-
Experiment	11 659 209.1	6.3	[1]
The. - Exp. 4.0 standard deviations	-30.6	7.6	-

the 4σ deviation is about? Is it new physics? a statistical fluctuation? underestimating uncertainties (experimental, theoretical)? do experiments measure what theoreticians calculate? Is the Bargmann-Michel-Telegdi equation of a Dirac particle in external electromagnetic fields sufficiently accurate? Could real photon radiation affect the measurement?

A "New Physics" interpretation of the persisting 3 to 4 σ deviation requires relatively strongly coupled states in the range below about 250 GeV. The problem is that LEP, Tevatron and LHC direct bounds on masses of possible new states X typically say $M_X > 800\text{GeV}$. In any case a_μ constrains BSM scenarios distinctively and at the same time challenges a better understanding of the SM prediction.

Progress on the theory side requires more/better data and/or progress in non-perturbative QCD. The muon $g - 2$ prediction is limited by hadronic uncertainties, which are dominated by meson form

factors uncertainties. Substantial progress would be possible if one could reach better agreement on what QCD predicts for the various meson form factors. Most important is the pion sector be it the $\gamma\pi^+\pi^-$ or the $\gamma\gamma\pi^0, \gamma\gamma\pi^+\pi^-, \gamma\gamma\pi^0\pi^0$ and related TFFs. A big challenge for the meson physics community. The most promising dispersive methods require primarily improved data, which is not easy to get.

Fortunately, lattice QCD is making big progress and begins to help to settle hadronic issues. For both of the critical contributions HVP and HLbL lattice QCD will be the answer one day (see [8] and references therein), I expect. But a lot remains to be done while a new a_μ^{exp} is on the way!

Acknowledgments

Many thanks to the organizers for the kind invitation to the MESON 2018 Conference and for giving me the opportunity to present this talk and thank you so much for your kind support.

References

- [1] G. W. Bennett et al. [Muon G-2 Collab.], Phys. Rev. D **73** (2006) 072003.
- [2] J. Grange et al. [Muon g-2 Collab.], arXiv:1501.06858 [physics.ins-det]
- [3] T. Mibe [J-PARC g-2 Collab.], Nucl. Phys. Proc. Suppl. **218** (2011) 242
- [4] F. Jegerlehner, Acta Phys. Polon. B **49**, 1157 (2018)
- [5] F. Jegerlehner, Springer Tracts Mod. Phys. **274**, pp.1 (2017)
- [6] F. Jegerlehner, EPJ Web Conf. **118**, 01016 (2016)
- [7] F. Jegerlehner, EPJ Web Conf. **166**, 00022 (2018)
- [8] H. B. Meyer, H. Wittig, arXiv:1807.09370 [hep-lat].
- [9] M. Benayoun et al., Eur. Phys. J. C **73**, 2453 (2013), Eur. Phys. J. C **75**, 613 (2015)
- [10] B. Ananthanarayan et al., Phys. Rev. D **89** (2014) 036007; Phys. Rev. D **93** (2016) 116007
- [11] M. Davier, A. Höcker, B. Malaescu, Z. Zhang, Eur. Phys. J. C **77**, 827 (2017)
- [12] A. Keshavarzi, D. Nomura, T. Teubner, Phys. Rev. D **97**, 114025 (2018)
- [13] F. Jegerlehner, A. Nyffeler, Phys. Rept. **477**, 1 (2009)
- [14] A. Nyffeler, arXiv:1710.09742 [hep-ph].
- [15] J. Bijnens, EPJ Web Conf. **179**, 01001 (2018)
- [16] M. Knecht, S. Narison, A. Rabemananjara, D. Rabetiariivony, arXiv:1808.03848 [hep-ph].
- [17] M. Hayakawa, T. Kinoshita, A. I. Sanda, Phys. Rev. Lett. **75**, 790 (1995); Phys. Rev. D **54**, 3137 (1996); M. Hayakawa, T. Kinoshita, Phys. Rev. D **57**, 465 (1998) [Erratum-ibid. D **66**, 019902 (2002)];
- [18] J. Bijnens, E. Pallante, J. Prades, Phys. Rev. Lett. **75**, 1447 (1995) [Erratum-ibid. **75**, 3781 (1995)]; Nucl. Phys. B **474**, 379 (1996); [Erratum-ibid. **626**, 410 (2002)]
- [19] K. Melnikov, A. Vainshtein, Phys. Rev. D **70**, 113006 (2004)
- [20] A. Gérardin, H. B. Meyer, A. Nyffeler, Phys. Rev. D **94**, 074507 (2016)
- [21] G. Colangelo, M. Hoferichter, M. Procura, P. Stoffer, JHEP **1509**, 074 (2015); Phys. Rev. Lett. **118**, 232001 (2017); JHEP **1704**, 161 (2017)
- [22] M. Hoferichter, B. L. Hoid, B. Kubis, S. Leupold, S. P. Schneider, arXiv:1808.04823 [hep-ph].
- [23] V. Pauk, M. Vanderhaeghen, Eur. Phys. J. C **74**, 3008 (2014)
- [24] T. Aoyama, M. Hayakawa, T. Kinoshita, M. Nio, Phys. Rev. Lett. **109** (2012) 111808
- [25] S. Laporta, Phys. Lett. B **772**, 232 (2017)
- [26] F. Jegerlehner, arXiv:1711.06089 [hep-ph].
- [27] C. Gnendiger, D. Stöckinger, H. Stöckinger-Kim, Phys. Rev. D **88** (2013) 053005.