


DEUTSCHES ELEKTRONEN-SYNCHROTRON
Ein Forschungszentrum der Helmholtz-Gemeinschaft



DESY 20-009
ADP-20-4/T1114
Liverpool LTH 1224
arXiv:2001.07639
January 2020

Determining the Glue Component of the Nucleon

QCDSF-UKQCD-CSSM Collaborations

ISSN 0418-9833

NOTKESTRASSE 85 - 22607 HAMBURG

DESY behält sich alle Rechte für den Fall der Schutzrechtserteilung und für die wirtschaftliche Verwertung der in diesem Bericht enthaltenen Informationen vor.

DESY reserves all rights for commercial use of information included in this report, especially in case of filing application for or grant of patents.

To be sure that your reports and preprints are promptly included in the
HEP literature database
send them to (if possible by air mail):

DESY Zentralbibliothek Notkestraße 85 22607 Hamburg Germany	DESY Bibliothek Platanenallee 6 15738 Zeuthen Germany
---	---

Determining the glue component of the nucleon

**R. Horsley^{*a}, T. Howson^b, W. Kamleh^b, Y. Nakamura^c, H. Perlt^d, P. E. L. Rakow^e,
G. Schierholz^f, H. Stüben^g, R. D. Young^b and J. M. Zanotti^b**

^a School of Physics and Astronomy, University of Edinburgh, Edinburgh EH9 3FD, UK

^b CSSM, Department of Physics, University of Adelaide, Adelaide SA 5005, Australia

^c RIKEN Advanced Institute for Computational Science, Kobe, Hyogo 650-0047, Japan

^d Institut für Theoretische Physik, Universität Leipzig, 04109 Leipzig, Germany

^e Theoretical Physics Division, Department of Mathematical Sciences, University of Liverpool,
Liverpool L69 3BX, UK

^f Deutsches Elektronen-Synchrotron DESY, 22603 Hamburg, Germany

^g Universität Hamburg, Regionales Rechenzentrum, 20146 Hamburg, Germany

E-mail: rhorsley@ph.ed.ac.uk

QCDSF-UKQCD-CSSM Collaborations

Computing the gluon component of momentum in the nucleon is a difficult and computationally expensive problem, as the matrix element involves a quark-line-disconnected gluon operator which suffers from ultra-violet fluctuations. But also necessary for a successful determination is the non-perturbative renormalisation of this operator. As a first step we investigate here this renormalisation in the $RI - MOM$ scheme. Using quenched QCD as an example, a statistical signal is obtained in a direct calculation using an adaption of the Feynman-Hellmann technique.

37th International Symposium on Lattice Field Theory - Lattice2019

16-22 June 2019

Wuhan, China

*Speaker.

1. Introduction

How the nucleon's momentum is distributed among its constituents is a question that has been discussed for many years. Indeed the fact that the measurement of the fraction of the nucleon momentum carried by quarks did not sum up to one gave early indications for the existence of the gluon and QCD. If $\langle x \rangle_f$ is the fraction of nucleon momentum carried by parton f (quark, q , or gluon, g) then we have

$$\sum_q \langle x \rangle_q + \langle x \rangle_g = 1, \quad (1.1)$$

where experimentally $\langle x \rangle_g \sim \frac{1}{2}$. This talk will describe our progress in a determination of the renormalisation of $\langle x \rangle_g$ using lattice gauge theory techniques. Previous work includes [1, 2, 3, 4, 5, 6]. The aim here will be to compare with the previous QCDSF-UKQCD result [3] but now using the Feynman–Hellmann (FH) theorem to also determine the Z_g renormalisation constant using the $RI - MOM$ renormalisation procedure, [7], rather than imposing the sum rule, eq. (1.1).

The relevant operators that we consider here ($\langle x \rangle \equiv v_n$ with $n = 2$, for both quark/gluon) are

$$\frac{\langle N(\vec{p}) | \widehat{\mathcal{O}}_f^{(b)} | N(\vec{p}) \rangle}{\langle N(\vec{p}) | N(\vec{p}) \rangle} = -\frac{4}{3}E \left(1 - \frac{m^2}{4E^2} \right) \langle x \rangle_f, \quad \text{where } \mathcal{O}_f^{(b)} = O_{44}^{(f)} - \frac{1}{3}O_{ii}^{(f)}, \quad (1.2)$$

and with¹

$$\begin{aligned} O_{\mu\nu}^{(g)} &= F_{\mu\alpha}^a F_{\nu\alpha}^a, & O_g^{(b)} &= \frac{2}{3}(E_i^{a2} - B_i^{a2}), \\ O_{\mu\nu}^{(q)} &= \bar{q}\gamma_\mu \overleftrightarrow{D}_\nu q, & O_q^{(b)} &= \bar{q}\gamma_4 \overleftrightarrow{D}_4 q - \frac{1}{3}\bar{q}\gamma_i \overleftrightarrow{D}_i q, \end{aligned} \quad (1.3)$$

(using the Euclidean metric) with the notation $\mathcal{O}(\tau) = \sum_{\vec{x}} O(\tau, \vec{x})$ with $\overleftrightarrow{D} = (\overleftarrow{D} - \overrightarrow{D})/2$. This representation for the gluon, $O_g^{(b)}$, allows for $\vec{p} = \vec{0}$ in the above, while for the other representation $O_g^{(a)} \sim \vec{E} \times \vec{B}$, but now $\vec{p} = \vec{0}$ is not possible. $\langle x \rangle_g$ is related (and equivalent) to the decomposition of the nucleon mass via the energy–momentum tensor, [8]. As $O_f^{(b)} = \frac{4}{3}\bar{T}_{44}^{(f)}$ where $\bar{T}_{\mu\nu}$ is the traceless energy-momentum tensor, then for example the gluon contribution to the nucleon mass, m , is $\sim \frac{3}{4}m\langle x \rangle_g$. As is well known this can be generalised and used (for higher n) in the OPE, for example for DIS.

2. Lattice $\langle x \rangle_g$

Rather than forming ratios of 3-point to 2-point correlation functions which are very noisy, [1], we choose instead to add the operator of interest to the action, [3]

$$S \rightarrow S(\lambda) = S + \lambda \sum_{\tau} \mathcal{O}(\tau), \quad (2.1)$$

and perform subsidiary runs at different λ s. $E(\lambda)$ is then determined and the Feynman–Hellmann (FH) theorem is then used to find the matrix element of interest

$$\left. \frac{\partial E(\lambda)}{\partial \lambda} \right|_{\lambda=0} = \frac{\langle N | : \widehat{\mathcal{O}} : | N \rangle}{\langle N | N \rangle}, \quad (2.2)$$

¹We have slightly changed our convention for $O_{\mu\nu}^{(g)}$ compared to [3].

(where $: \dots :$ means that the vacuum term has been subtracted). For quark operators this method includes both quark-line -connected and -disconnected terms. We shall illustrate here the purely quark-line-disconnected $\langle x \rangle_g^{\text{dis}} \equiv \langle x \rangle_g$ for quenched QCD.

Using the Wilson gluonic action as $\text{Re tr}_c [1 - U_{\mu\nu}^{\text{plaq}}(x)] = \frac{1}{4} a^4 g^2 F_{\mu\nu}^a(x)^2 + \dots$ motivates the simplest definition of electric and magnetic fields on each time slice as

$$\begin{aligned} \frac{1}{2} \mathcal{E}^{a2}(\tau) &= \frac{1}{3} \beta \sum_{\vec{x}i} \text{Re tr}_c [1 - U_{i4}^{\text{plaq}}(\vec{x}, \tau)] , \\ \frac{1}{2} \mathcal{B}^{a2}(\tau) &= \frac{1}{3} \beta \sum_{\vec{x}i < j} \text{Re tr}_c [1 - U_{ij}^{\text{plaq}}(\vec{x}, \tau)] , \end{aligned} \quad (2.3)$$

($\beta = 6/g^2$). The modified action in this case is

$$S(\lambda) = \sum_{\tau} \left(\frac{1}{2} [\mathcal{E}^{a2}(\tau) + \mathcal{B}^{a2}(\tau)] + \lambda \frac{3}{4} \mathcal{O}^{(b)}(\tau) \right) , \quad (2.4)$$

with $\mathcal{O}^{(b)}(\tau) = \frac{2}{3} [\mathcal{E}^{a2}(\tau) - \mathcal{B}^{a2}(\tau)]$. This can be implemented by generating anisotropic lattices. In [3] we have described the determination of $\langle x \rangle_g^{\text{lat}}$ using this method.

3. Renormalisation

We now discuss some aspects of our renormalisation procedure, the main goal of this talk. We shall only consider here renormalisation for the quenched case, [1, 2] – in the conclusion and outlook section we shall comment on the case when dynamical quarks are included.

3.1 General considerations

We expect the renormalisation pattern to be for the gluon and (two) valence quarks

$$\begin{pmatrix} \langle x \rangle_g \\ \langle x \rangle_u^{\text{con}} \\ \langle x \rangle_d^{\text{con}} \end{pmatrix}^{\text{R}} = \begin{pmatrix} Z_{gg} & Z_{gq} & Z_{gq} \\ 0 & Z_{qq} & 0 \\ 0 & 0 & Z_{qq} \end{pmatrix} \begin{pmatrix} \langle x \rangle_g \\ \langle x \rangle_u^{\text{con}} \\ \langle x \rangle_d^{\text{con}} \end{pmatrix}^{\text{lat}} . \quad (3.1)$$

where $^{\text{con}}$, (connected) or valence here means only for quark-line connected terms in the correlation function. In the quenched limit, we have no disconnected quark-line terms, so we shall drop this index here. For the bottom two rows of the renormalisation matrix, the zeroes are justified because if you don't put in a valence $\langle x \rangle_q$ 'by hand' then it remains zero.

Due to the momentum sum rule, we must have

$$(\langle x \rangle_g + \langle x \rangle_u + \langle x \rangle_d)^{\text{R}} = Z_g \langle x \rangle_g^{\text{lat}} + Z_q (\langle x \rangle_u + \langle x \rangle_d)^{\text{lat}} = 1 , \quad (3.2)$$

where Z_g, Z_q just depend on the coupling (and so in the quenched limit does Z_{gg}). Hence we have

$$Z_g = Z_{gg} , \quad Z_q = Z_{gq}^{\overline{\text{MS}}} + Z_{qq}^{\overline{\text{MS}}} . \quad (3.3)$$

We now discuss our procedure for estimating Z_g from *RI – MOM* and *FH*. The standard procedure is used here for *RI – MOM*. We first define the 2- and 1-particle-irreducible (or *1PI*) correlation functions, $D_\lambda, \Gamma^{(b)}(p)$ respectively, as $\langle A(p)A(-p) \rangle_\lambda = D_\lambda(p)$ and

$$\langle A(p)O^{(b)}A(-p) \rangle_0 = - \frac{4}{3} \frac{\partial}{\partial \lambda} D_\lambda(p) \Big|_{\lambda=0} = D_0(p) \Gamma^{(b)}(p) D_0(p) . \quad (3.4)$$

We expect their structures to be of the form

$$D_0(p) = D_0^{\text{Born}}(p) \Delta_0(p^2), \quad \Gamma^{(b)}(p) = \Gamma^{(b)\text{Born}}(p) \Lambda^{(b)}(p^2), \quad (3.5)$$

where $D_0^{\text{Born}}(p)$, $\Gamma^{(b)\text{Born}}(p)$ are the tree level or Born terms. The renormalisation constants are specified by

$$A^{\text{R}} = Z_3^{1/2} A \quad \text{and} \quad O^{(b)\text{R}} = Z_g O^{(b)} \quad \Rightarrow \quad D_0^{\text{R}} = Z_3 D_0, \quad \Gamma^{(b)\text{R}} = Z_g Z_3^{-1} \Gamma^{(b)}. \quad (3.6)$$

To define Z_3 , Z_g we take the renormalisation conditions as

$$\left. \begin{aligned} D_0^{\text{R}}(p)|_{p^2=\mu^2} &= D_0^{\text{Born}}(p)|_{p^2=\mu^2} \\ \Gamma^{(b)\text{R}}(p)|_{p^2=\mu^2} &= \Gamma^{(b)\text{Born}}(p)|_{p^2=\mu^2} \end{aligned} \right\} \Rightarrow Z_3 = \frac{1}{\Delta_0}, \quad Z_g = \frac{1}{\Lambda^{(b)} \Delta_0}. \quad (3.7)$$

So effectively we have to determine Δ_0 , $\Lambda^{(b)}$. This thus first necessitates a determination of the Born correlation functions.

3.2 The Born correlation functions

After some algebra, we find that the Born propagator for arbitrary λ and general gauge fixing parameter, ξ , is given by

$$D_\lambda^{\text{Born}}(p)_{\mu\nu}^{ab} = \left(\frac{a_{\mu\nu}}{p^2 + \lambda(p_4^2 - \vec{p}^2)} + \frac{b_{\mu\nu}}{(1 + \lambda)p^2} + \xi \frac{c_{\mu\nu}}{p^2} \right) \delta^{ab}, \quad (3.8)$$

where

$$a_{\mu\nu} = \delta_{\mu\nu} - \frac{p_\mu p_\nu}{p^2} - \frac{b_\mu b_\nu}{b^2}, \quad b_{\mu\nu} = \frac{b_\mu b_\nu}{b^2}, \quad c_{\mu\nu} = \frac{p_\mu p_\nu}{p^2}, \quad (3.9)$$

and $b = (\vec{p} p_4, -\vec{p}^2)$. Note that b_μ thus satisfies $b \cdot p = 0$ and $b^2 = p^2 \vec{p}^2$. Furthermore a , b and c are orthogonal projectors, which simplifies calculations considerably. Using $D_\lambda^{\text{Born}-1}$, which is well defined and can be immediately found from eq. (3.8) gives upon generalising the definition in eq. (3.4) to arbitrary λ ,

$$\Gamma^{(b)\text{Born}}(p)_{\mu\nu}^{ab} = \frac{4}{3} [a_{\mu\nu}(p_4^2 - \vec{p}^2) + p^2 b_{\mu\nu}] \delta^{ab}, \quad (3.10)$$

which is independent of λ and also independent of ξ .

3.3 Renormalisation conditions

We are now in a position to compute Δ_0 , $\Lambda^{(b)}$ from eq. (3.5) and hence Z_g from eq. (3.7). Using the results of section 3.2 and eq. (3.5) we have the equations

$$D_0(p) = D_0^{\text{Born}}(p) \Delta_0(p^2), \quad -\frac{4}{3} \frac{\partial}{\partial \lambda} D_\lambda(p) \Big|_{\lambda=0} = \frac{1}{(p^2)^2} \Lambda^{(b)}(p^2) \Delta_0(p^2)^2 \Gamma^{(b)\text{Born}}(p). \quad (3.11)$$

There are now many possibilities. We can simply take the trace of these equations. This gives

$$Z_g = \frac{1}{3} \left(1 - 4 \frac{p_4^2}{p^2} \right) \frac{\text{tr} D_0(p)}{\frac{\partial}{\partial \lambda} \text{tr} D_\lambda(p) \Big|_{\lambda=0}} \Big|_{p^2=\mu^2}, \quad (3.12)$$

(where $\text{tr} X \equiv X_{\mu\mu}^{aa}$). Another possibility might be to first multiply by $\Gamma^{(b)\text{Bom}}$ before taking the trace. This gives

$$Z_g = \frac{4}{3} \frac{1}{3} \left(1 + 2 \left(1 - 2 \frac{p_4^2}{p^2} \right)^2 \right) \frac{p^2 \text{tr} D_0(p)}{\left. \frac{\partial}{\partial \lambda} \text{tr} D_\lambda(p) \Gamma^{(b)\text{Bom}} \right|_{\lambda=0}} \Big|_{p^2=\mu^2}. \quad (3.13)$$

3.4 Preliminary results

Practically to reduce lattice artifacts, if the gluon propagator is defined in the natural way, with distances measured from the mid-point of the link, i.e. $A_\mu(x + \hat{\mu}/2) = (1/2ig)((U_\mu(x) - U_\mu(x)^\dagger) - \text{tr}_c(U_\mu(x) - U_\mu(x)^\dagger))$ and $A_\mu^a(p) = \sum_x e^{ip \cdot (x + \hat{\mu}/2)} A_\mu^a(x + \hat{\mu}/2)$, which is important if $\mu \neq \nu$, then we get the tree-level results by the substitution $p_\mu \rightarrow 2 \sin(p_\mu/2)$. For simplicity of notation we shall continue to write p_μ .

In Fig. 1 we plot $p^2 \text{tr} D_\lambda(p)$ (for $\beta = 6.0$ on a $24^3 \times 48$ lattice in the Landau gauge, $\xi = 0$)

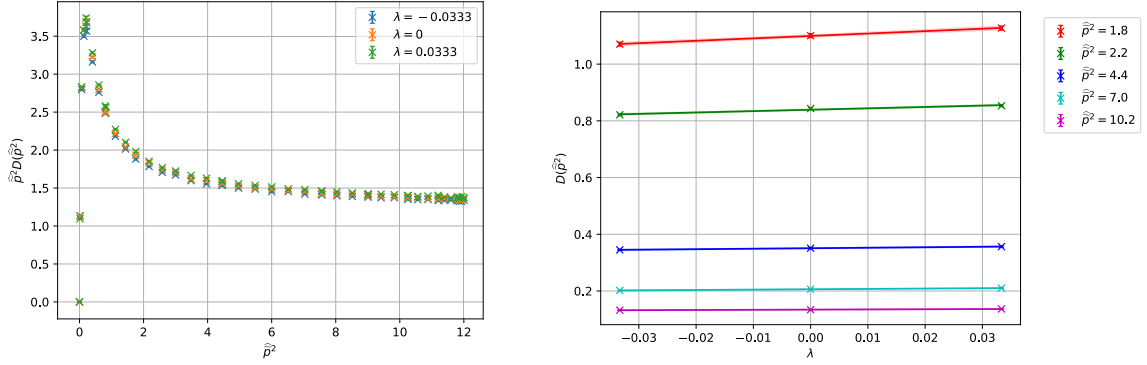


Figure 1: Left panel: $p^2 \text{tr} D_\lambda(p)$ versus p^2 for $\lambda = 0, \pm 0.0333$. Right panel: $\text{tr} D_\lambda(p)$ versus λ for selected values of p^2 , as given in the figure together with a linear fit (in λ). $O(1000)$ configurations per λ value were generated.

against p^2 where $p = (2\pi/24)(n, n, n, 0)$ i.e. with a ‘cylinder’ cut (left panel) and against λ (right panel). From the gradients of the fits for each p^2 (some selected values are given in the right panel of Fig. 1) we can determine Z_g as given in eq. (3.12). In Fig. 2 we compare Z_g determined from

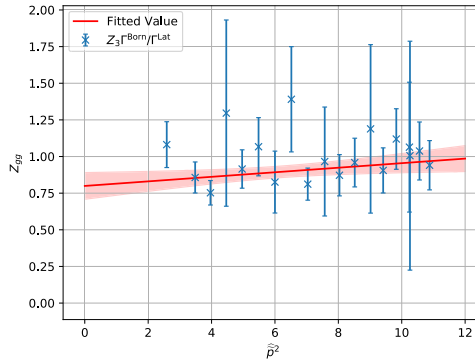


Figure 2: Z_g as given in eq. (3.12) versus p^2 , together with a linear fit.

eq. (3.12) together with a linear fit $Z_g = A + Bp^2$, where the gradient term is taken to represent residual lattice effects. We find $A = 0.799(91)$ for Z_g . Work is in progress to try to reduce the errors.

As a benchmark comparison from [9] we have $Z_g|_{g^2=1} = (1 - 1.0225g^2 + 0.1305g^4)/(1 - 0.8557g^2)|_{g^2=1} = 0.748(20)$. (This follows from setting $Z_g = 1 - g^2/2(c_\sigma - c_\tau)$, together with a non-perturbative determination of the anisotropic coefficients c_σ and c_τ , see also [10].) This comparison to [9] is the main result given here.

4. Conclusions and outlook

In conclusion $\langle x \rangle_g^R$ is a notoriously difficult quantity to compute as it is a short distance quantity with numerically large fluctuations – it is a ‘disconnected quantity’. A straightforward determination requires hundreds of thousands of configurations. We have developed a FH technique, now including the renormalisation, which although several runs are required each run is only moderately expensive.

We note that it is also possible to determine Z_{gq} in the same way using the FH theorem after suitably modifying the quark propagator, when

$$Z_{gq} \propto \text{tr} \Gamma^{(b)\text{Bom}}(S_\lambda^{-1} - S_0^{-1}). \quad (4.1)$$

Finally a few comments about a more realistic computation with $2 + 1$ dynamical flavours of quarks. This has a more complicated renormalisation pattern. We have the general structure

$$\begin{pmatrix} \langle x \rangle_g \\ \langle x \rangle_u^{\text{con}} \\ \langle x \rangle_d^{\text{con}} \\ \langle x \rangle_s^{\text{con}} \\ \langle x \rangle_u^{\text{dis}} \\ \langle x \rangle_d^{\text{dis}} \\ \langle x \rangle_s^{\text{dis}} \\ \langle x \rangle_{q_v}^{\text{con}} \end{pmatrix}^R = \begin{pmatrix} Z_{gg} & Z_{gq} & Z_{gq} & Z_{gq} & Z_{gq} & Z_{gq} & Z_{gq} & Z_{gq} \\ 0 & Z_a - Z_b & 0 & 0 & 0 & 0 & 0 & Z_a - Z_b \\ 0 & 0 & Z_a - Z_b & 0 & 0 & 0 & 0 & Z_a - Z_b \\ 0 & 0 & 0 & Z_a - Z_b & 0 & 0 & 0 & Z_a - Z_b \\ Z_{qg} & Z_b & Z_b & Z_b & Z_a & Z_b & Z_b & Z_b \\ Z_{qg} & Z_b & Z_b & Z_b & Z_b & Z_a & Z_b & Z_b \\ Z_{qg} & Z_b & Z_b & Z_b & Z_b & Z_b & Z_a & Z_b \\ 0 & 0 & 0 & 0 & 0 & 0 & 0 & Z_a - Z_b \end{pmatrix} \begin{pmatrix} \langle x \rangle_g \\ \langle x \rangle_u^{\text{con}} \\ \langle x \rangle_d^{\text{con}} \\ \langle x \rangle_s^{\text{con}} \\ \langle x \rangle_u^{\text{dis}} \\ \langle x \rangle_d^{\text{dis}} \\ \langle x \rangle_s^{\text{dis}} \\ \langle x \rangle_{q_v}^{\text{con}} \end{pmatrix}^{\text{lat}}, \quad (4.2)$$

where we consider here the case of $n_f = 3$ quarks and $n_{f_v} = 1$ partially quenched (or valence) quarks. Practically it is easier to split the terms into quark-line-connected and -disconnected pieces, $\langle x \rangle_q = \langle x \rangle_q^{\text{con}} + \langle x \rangle_q^{\text{dis}}$ with for example $\langle x \rangle_q^{\text{conR}} = Z_{qg}^{\text{NS}} \langle x \rangle_q^{\text{conlat}}$. All Z s depend on scheme and renormalisation scale μ . The non-singlet (e.g. $\langle x \rangle_u - \langle x \rangle_d$) and singlet (i.e. $\langle x \rangle_u + \langle x \rangle_d + \langle x \rangle_s$) renormalisation constants are thus

$$Z_{qg}^{\text{NS}} = Z_a - Z_b, \quad Z_{qg}^{\text{S}} = Z_{qg}^{\text{NS}} + n_f Z_b, \quad (4.3)$$

respectively. As before we have

$$\left(\langle x \rangle_g + \sum_q \langle x \rangle_q + \sum_{q_v} \langle x \rangle_{q_v} \right)^R = Z_g \langle x \rangle_g^{\text{lat}} + Z_q \left(\sum_q \langle x \rangle_q + \sum_{q_v} \langle x \rangle_{q_v} \right)^{\text{lat}} = 1,$$

giving

$$Z_g = Z_{gg}^{\overline{MS}} + n_f Z_{qg}^{\overline{MS}}, \quad Z_q = Z_{gq}^{\overline{MS}} + Z_{qq}^{\overline{NSMS}},$$

with as before Z_g, Z_q just depending on the coupling, g , but individual terms depend on the chosen scheme, e.g. \overline{MS} . A similar FH scheme for the renormalisation is being developed here.

Acknowledgements

The numerical configuration generation (using the BQCD lattice QCD program [12]) and data analysis (using the Chroma software library [13]) was carried out on the IBM BlueGene/Q and HP Tesseract using DIRAC 2 resources (EPCC, Edinburgh, UK), the IBM BlueGene/Q (NIC, Jülich, Germany) and the Cray XC40 at HLRN (The North-German Supercomputer Alliance), the NCI National Facility in Canberra, Australia (supported by the Australian Commonwealth Government) and Phoenix (University of Adelaide). RH was supported by STFC through grant ST/P000630/1. HP was supported by DFG Grant No. PE 2792/2-1. PELR was supported in part by the STFC under contract ST/G00062X/1. GS was supported by DFG Grant No. SCHI 179/8-1. RDY and JMZ were supported by the Australian Research Council Grant No. DP190100297. We thank all funding agencies.

References

- [1] M. Göckeler *et al.*, Nucl. Phys. Proc. Suppl. **53** (1997) 324, arXiv:hep-lat/9608017.
- [2] H. B. Meyer *et al.*, Phys. Rev. D **77** (2008) 037501 [arXiv:0707.3225 [hep-lat]].
- [3] R. Horsley *et al.* [QCDSF and UKQCD Collaborations], Phys. Lett. B **714** (2012) 312 [arXiv:1205.6410 [hep-lat]].
- [4] C. Alexandrou *et al.*, Phys. Rev. D **96** (2017) 054503 [arXiv:1611.06901 [hep-lat]].
- [5] Y. B. Yang *et al.* [χ QCD Collaboration], Phys. Rev. Lett. **121** (2018) 212001 [arXiv:1808.08677 [hep-lat]].
- [6] P. E. Shanahan *et al.*, Phys. Rev. D **99** (2019) 014511 [arXiv:1810.04626 [hep-lat]].
- [7] A. J. Chambers *et al.* [QCDSF Collaboration], Phys. Lett. B **740** (2015) 30 [arXiv:1410.3078 [hep-lat]].
- [8] X. D. Ji, Phys. Rev. Lett. **74** (1995) 1071 [hep-ph/9410274].
- [9] J. Engels *et al.*, Nucl. Phys. B **564** (2000) 303 [hep-lat/9905002].
- [10] H. B. Meyer, Phys. Rev. D **76** (2007) 101701 [arXiv:0704.1801 [hep-lat]].
- [11] M. Göckeler *et al.* [QCDSF Collaboration], Phys. Rev. D **71** (2005) 114511 [hep-ph/0410187].
- [12] T. R. Haar *et al.*, EPJ Web Conf. **175** (2018) 14011, arXiv:1711.03836 [hep-lat].
- [13] R. G. Edwards *et al.*, Nucl. Phys. Proc. Suppl. **140** (2005) 832, arXiv:hep-lat/0409003.