

HADRON PRODUCTION BY VIRTUAL PHOTONS IN THE QUARK FRAGMENTATION REGION

J.M. SCARR, C.K. CHEN ^{*}, J. KNOWLES, D. MARTIN, I.O. SKILLICORN
and K. SMITH

University of Glasgow, Glasgow, UK

P. JOOS, A. LADAGE, H. MEYER [‡] and G. WOLF

Deutsches Elektronen-Synchrotron DESY, Hamburg, Germany

G. DREWS, J. KNOBLOCH ^{‡‡}, H. NAGEL, E. RABE, W.-D. SCHLATTER ^{‡‡},
H. SPITZER and K. WACKER [‡]

II. Institut für Experimentalphysik der Universität Hamburg, Hamburg, Germany

Received 30 November 1977

We have measured the inclusive electroproduction of positive and negative hadrons in the quark fragmentation region using the streamer chamber at DESY. Data are presented in terms of the variable $z_p = p/\nu$ in the kinematic region $1.8 < W < 2.8$ GeV and $0.3 < Q^2 < 1.4$ GeV². The positive hadron distributions contain a strong proton component. After subtraction of the proton component and elastic rho events, the distribution $(1/\sigma_{\text{tot}}) d\sigma/dz_p$ for positive and negative hadrons agrees well with the corresponding distribution from e^+e^- annihilation (DORIS data). This behaviour supports the validity of the quark-parton model at surprisingly low Q^2 and W .

1. Introduction

The observation in 1968 of approximate scaling of the total inelastic ep scattering cross section for $Q^2 > 1$ GeV² and $W > 2$ GeV initiated the interpretation of inelastic processes in terms of quark-parton models. In the last few years an impressive amount of data has been accumulated from e^+e^- , lepton-hadron and hadron-hadron interactions which can be understood in terms of quark-parton models [1–3]. However, most of these data were obtained at considerably higher energies than the region $W = 2–3$ GeV where the onset of scaling has been observed.

^{*} Now at Argonne National Laboratory, Argonne, I11., USA.

[‡] Now at Bergische Universität, Wuppertal, Germany.

^{‡‡} Now at CERN, Geneva, Switzerland.

We have measured the electroproduction of positive and negative hadrons in the transition region where scaling starts, i.e. $1.8 < W < 2.8$ GeV and $0.3 < Q^2 < 1.4$ GeV². We here report on a study of our inclusive data with the object of finding whether the scaling properties expected from the quark-parton model apply at these low energies.

We consider only the current fragmentation region, where the quark-parton model leads to specific predictions [2]:

- (i) there should be an excess of positive over negative pions,
- (ii) the sum of the π^+ and π^- cross sections is twice the π^0 cross section,
- (iii) the normalized distributions for $h^+ + h^-$ production from ep and e^+e^- interactions should be similar.

In order to check the above predictions we eliminate from our data backgrounds not due to quark-parton fragmentation. We subtract both elastic rho production $\gamma_{\nu}p \rightarrow \rho^0 p$, and the substantial number of forward protons which are not produced by current fragmentation. Having applied these cuts our data agree with the quark-parton model predictions.

In the following we discuss the experimental procedure in sect. 2, and the choice of the variable z_p used for analyzing the data in sect. 3. In sect. 4 we present the z_p distributions and the h^+/h^- ratio in the current fragmentation region. Finally, the data are compared to predictions of the quark-parton model in sect. 5.

2. Experimental procedure

Positive and negative hadrons from inelastic ep scattering at 7.2 GeV beam energy have been detected in a 1 m streamer chamber at DESY. The data sample and analysis procedure is the same as that presented in ref. [4]. This paper is based on 11 300 reconstructed events in the kinematic region $1.8 < W < 2.8$ GeV and $0.3 < Q^2 < 1.4$ GeV². The data have been corrected for limited acceptance of the electron detection system and for particle losses in the streamer chamber. The Q^2 and W dependence of the topological cross sections has been radiatively corrected. We have not, however, corrected the z_p distributions for smearing in z_p due to measuring errors and radiation.

We analyze the electroproduction of hadrons in terms of the process

$$\gamma_{\nu}p \rightarrow hX,$$

assuming that the interaction is produced by a ‘‘beam’’ of virtual photons. The connection between the electron and the virtual photon scattering cross sections can be found in ref. [5].

3. The choice of the variable z_p

In the quark-parton model the virtual photon is assumed to be absorbed by a single quark, or antiquark, which, behaving as a free particle, is ejected from the tar-

get proton and subsequently fragments into the hadrons of the current fragmentation region. The breakup of the quarks is described by the fragmentation functions $D_q^h(z)$ [2], which represent the probability of a quark, q , giving a hadron, h , carrying a fraction z of the quark energy. For electroproduction z is given in invariant form by

$$z = \frac{P \cdot h}{P \cdot q},$$

where q , P , and $h = (E, \mathbf{p})$ are the 4-momenta of the virtual photon, target proton, and final hadron respectively. In terms of laboratory frame variables,

$$z = E/\nu,$$

where E is the hadron energy, and ν the photon energy.

In practice we use the common alternative

$$z_p = p/\nu$$

which does not require particle identification. At our energies z_p differs from z by less than 3% for pions with $z > 0.2$.

In the current fragmentation region, z_p is closely related to the variable $x_F = p_{\parallel}^*/p_{\max}^*$, $z_p \approx x_F$ if $E/\nu \approx p_{\parallel}/\nu$, that is, for high energies and positive x_F values not close to $x_F = 0$. Under these circumstances the invariant structure function can be written

$$E \frac{d^3\sigma}{d^3\mathbf{p}} = \frac{x_F}{\pi} \frac{d^2\sigma}{dx_F dp_{\perp}^2} \approx \frac{z_p}{\pi} \frac{d^2\sigma}{dz_p dp_{\perp}^2} = f(z_p, p_{\perp}^2).$$

In most figures, however, we use the normalized distribution *

$$F(z_p) = \frac{1}{\sigma_{\text{tot}}} \frac{d\sigma}{dz_p},$$

where $F(z_p)dz_p$ is the number of particles produced per event in the interval $z_p \rightarrow z_p + dz_p$. The inclusive π^- distributions in terms of the variable x_F and p_{\perp} have been presented for our data in ref. [4].

4. The z_p distributions for positive and negative hadrons

First, we describe the procedure used to subtract the elastically produced rhos. Roughly 7% of the total inelastic cross section in our kinematic range proceeds *via* quasi-elastic ρ production $\gamma_{\nu}p \rightarrow \rho^0 p$. This process is known to be dominantly dif-

* For comparison with other particle beams we normalize f to the total inelastic ep scattering cross section, σ_{tot} , and also integrate over p_{\perp} .

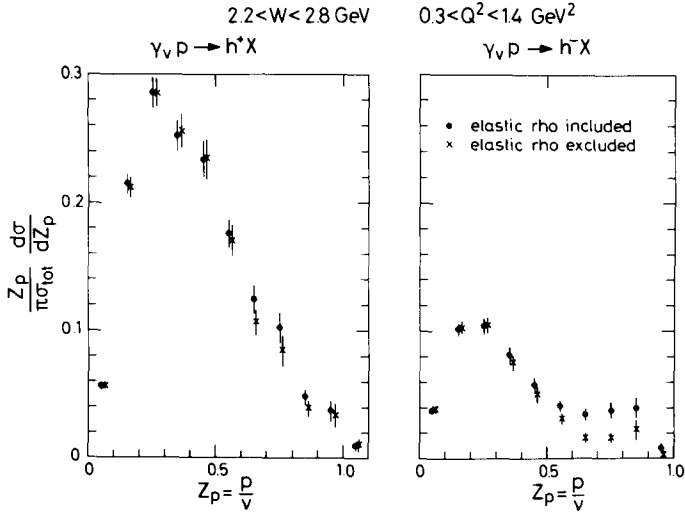


Fig. 1. Inclusive hadron distributions for reactions $\gamma_V p \rightarrow h^+ X$ and $\gamma_V p \rightarrow h^- X$ for $2.2 < W < 2.8$ GeV and $0.3 < Q^2 < 1.4$ GeV². Full points: elastic rho included. Crosses: elastic rho events were excluded by omitting all $\gamma_V p \rightarrow p \pi^+ \pi^-$ events with $M_{\pi\pi} < 1$ GeV. The latter distribution has been normalized to $\sigma_{\text{tot}} - \sigma_\rho$.

fractive [5]. It yields pions which are mainly in the forward region ($z_p > 0.3$). Since we are interested in the quark fragmentation properties and not in the diffractive contributions we subtract the ρ contribution by omitting all $\gamma_V p \rightarrow p \pi^+ \pi^-$ events with $M_{\pi\pi} < 1$ GeV.

Fig. 1 shows the normalized distribution

$$\frac{z_p}{\pi\sigma_{\text{tot}}} \frac{d\sigma}{dz_p} = \frac{z_p}{\pi} F(z_p)$$

for positive and negative hadron production in the interval $2.2 < W < 2.8$ GeV and $0.3 < Q^2 < 1.4$ GeV² (full points) *. The crosses show the same data after the rho subtraction. Note that the latter cross section has been normalized to $\sigma_{\text{tot}} - \sigma_\rho$. The ρ subtraction has little effect on the normalized h^+ distribution, whereas the h^- distribution is reduced in the current fragmentation region **. The small excess of

* The total inelastic $\gamma_V p$ cross section was determined by normalizing our data to the total inelastic cross section measured in a single arm experiment [6]. For consistency with our previous paper [4] we have excluded events with visible strange particle decay (1% of the events) both from the inclusive data and the above total cross section.

** The removed π^- have mostly large z_p values, a distribution markedly different from the non-rho negative hadrons. The removed positive hadrons (protons and π^+) have a combined distribution similar to the non-rho positive hadrons. Thus the rho subtraction has a much smaller effect on the normalised positive distributions.

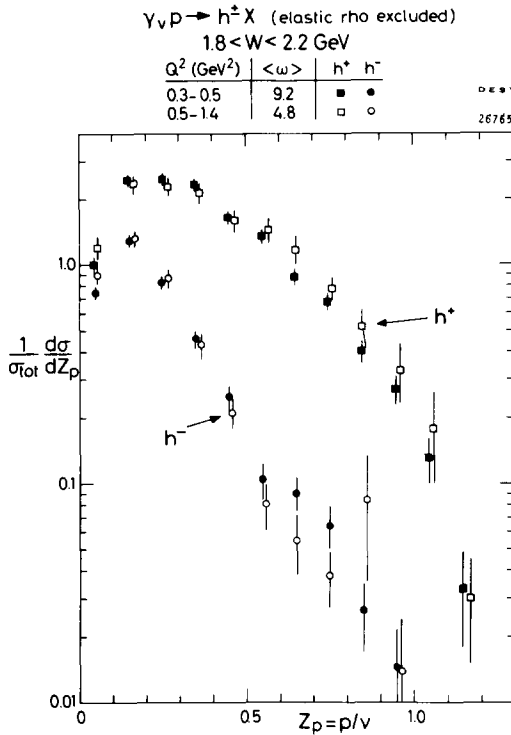


Fig. 2. Inclusive hadron distributions for $1.8 < W < 2.2$ GeV and two Q^2 intervals (elastic rho excluded as in fig. 1). ω is the scaling variable $\omega = 1/x = 2M_p \nu / Q^2$.

positive hadrons with $z_p > 1$ has to be attributed to fast protons for which values of $p > \nu$ are kinematically allowed *.

We now discuss the h^+ / h^- ratio and its Q^2 dependence in the current fragmentation region. Fig. 2 shows the normalized distribution

$$F(z_p) = \frac{1}{\sigma_{tot}} \frac{d\sigma}{dz_p}$$

for h^+ and h^- production in the W interval $1.8-2.2$ GeV for two Q^2 intervals. Clearly there is a large excess of positive over negative hadrons. The data sets at $\langle Q^2 \rangle = 0.4$ GeV² and $\langle Q^2 \rangle = 0.9$ GeV² agree within errors. Fig. 3 shows the corresponding distributions for $2.2 < W < 2.8$ GeV. Again positive hadrons dominate over negative ones. We observe no Q^2 dependence. These trends are more clearly illustrated in fig. 4, where the integral of $F(z_p)$ from $z_p = 0.4$ to $z_p = 0.9$ is shown. The h^+ / h^- ratio is about 10 at $\langle W \rangle = 2$ GeV and decreases to 4.65 at $\langle W \rangle = 2.5$ GeV. In view of the Q^2 independence

* The experimental resolution Δz_p is approximately proportional to z_p^2 and $\Delta z_p / z_p$ is $\sim 6\%$ for $z_p = 0.9$. Our distributions are thus not significantly affected by the resolution.

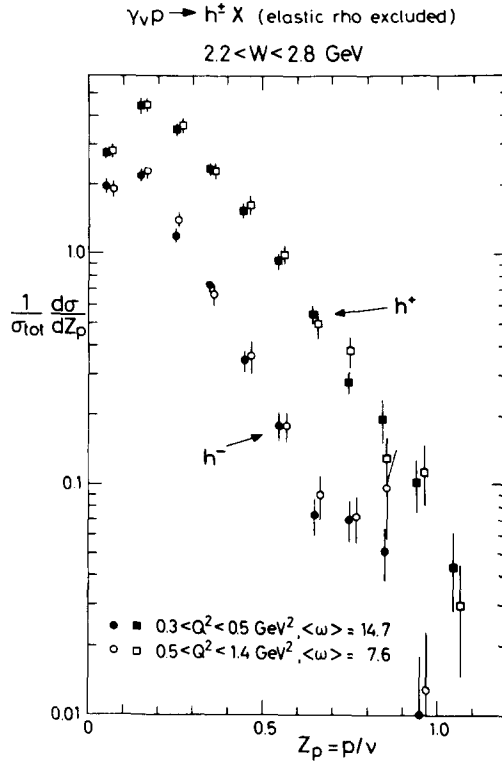


Fig. 3. Inclusive hadron distributions for $2.2 < W < 2.8$ GeV (elastic rho excluded).

of the data, we present in the following the data averaged over the interval $0.3 < Q^2 < 1.4$ GeV².

In our data, the low W value makes it kinematically possible for protons from target fragmentation to attain large z_p values, thus contaminating the current fragmentation distributions. Since current fragmentation is expected to produce only a small fraction of protons, the proton background should be removed from our data before comparison is made with other processes, such as $e^+e^- \rightarrow$ hadrons. Furthermore, the electroproduction of protons is strongly W dependent [7–10] and the proton component largely explains the strong W dependence of $F(z_p)$ for positive hadrons.

We therefore remove the proton contribution from our distributions using the data of Ackermann et al. [9] which cover most of our kinematic region*. Acker-

* The data of ref. [9] cover the region $0.08 < Q^2 < 0.64$ GeV², $1.9 < W < 2.8$ GeV, $0 < x_F < 1$ and $0 < p_{\perp}^2 < 0.29$ GeV². The measured p_{\perp}^2 distribution can be fitted by $\exp(-2.5 p_{\perp}^2)$ for $x_F > 0.4$. We assume the same p_{\perp}^2 dependence up to $p_{\perp}^2 = 1$ GeV².

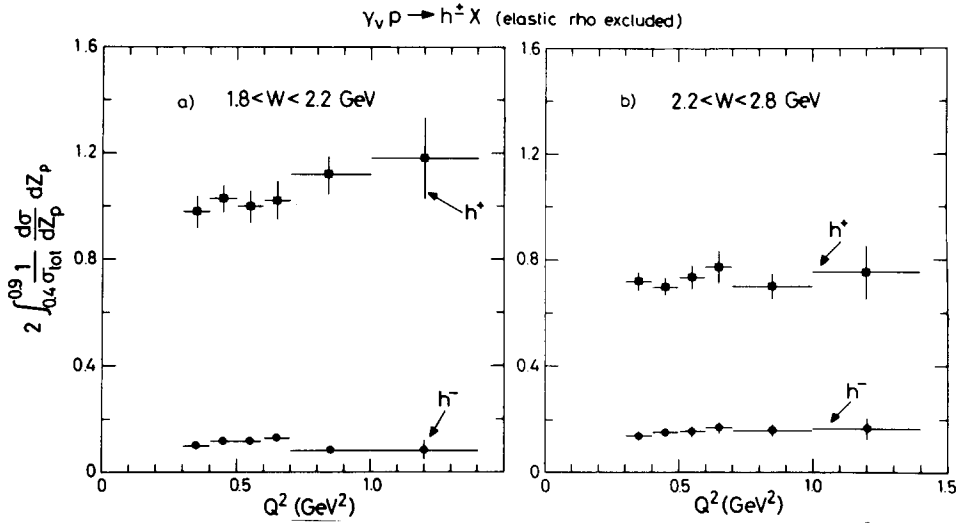


Fig. 4. Average value of $(1/\sigma_{tot}) d\sigma/dz$ for the interval $0.4 < z_p < 0.9$ as a function of Q^2 for positive (squares) and negative hadrons (circles). The elastic rho contribution is excluded. (a) $1.8 < W < 2.2$ GeV, (b) $2.2 < W < 2.8$ GeV.

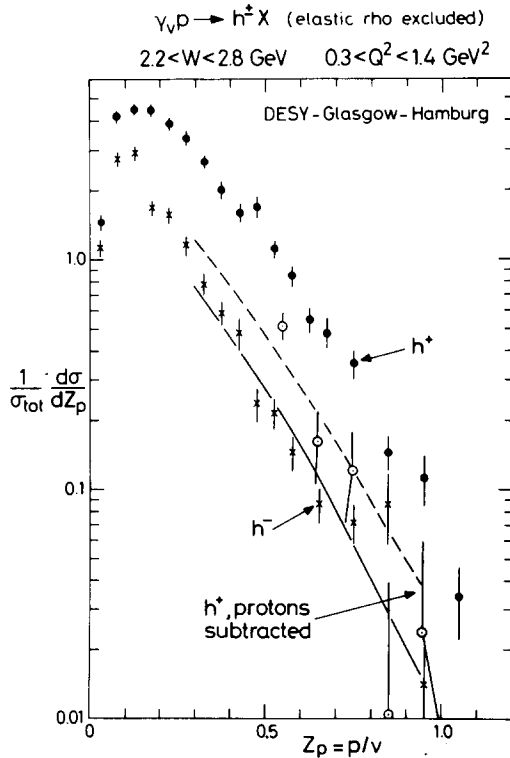


Fig. 5. Inclusive distribution of positive (full points) and negative hadrons (crosses) for $2.2 < W < 2.8$ GeV and $0.3 < Q^2 < 1.4$ GeV² (elastic rho excluded). The open points are from positive hadrons after a subtraction of protons. The subtraction is based on proton data of ref. [9]. The curves are predictions for $\gamma_V p \rightarrow \pi^- X$ (full curve) and $\gamma_V p \rightarrow \pi^+ X$ (dashed curve) using the formulae of ref. [2].

Table 1
 $F(z_p) = (1/\sigma_{\text{tot}}) d\sigma/dz_p$ for $0.3 < Q^2 < 1.4 \text{ GeV}^2$ and $2.2 < W < 2.8 \text{ GeV}$; elastic rho events have been excluded as described in sect. 4

$z_p = p/\nu$	$F^{\pi^-}(z_p)$	$F^{h^+}(z_p)$	$F^{p^0}(z_p)$ for protons (calculated from ref. [10])	$F^{\pi^+}(z_p)$	$F^{\pi^+}(z_p) + F^{\pi^-}(z_p)$
0-0.05	1.13 ± 0.10	1.47 ± 0.12			
0.05-0.10	2.73 ± 0.16	4.14 ± 0.20			
0.10-0.15	2.90 ± 0.20	4.51 ± 0.26			
0.15-0.20	1.68 ± 0.11	4.44 ± 0.24			
0.20-0.25	1.54 ± 0.12	3.89 ± 0.21			
0.25-0.30	1.16 ± 0.10	3.37 ± 0.24			
0.30-0.35	0.77 ± 0.07	2.66 ± 0.16			
0.35-0.40	0.59 ± 0.08	2.00 ± 0.17			
0.40-0.45	0.48 ± 0.08	1.59 ± 0.13			
0.45-0.50	0.23 ± 0.04	1.70 ± 0.19			
0.50-0.60	0.18 ± 0.21	0.98 ± 0.07	0.46 ± 0.03	0.52 ± 0.07	0.70 ± 0.08
0.60-0.70	0.087 ± 0.015	0.51 ± 0.05	0.35 ± 0.03	0.16 ± 0.06	0.25 ± 0.06
0.70-0.80	0.072 ± 0.014	0.356 ± 0.051	0.24 ± 0.03	0.12 ± 0.06	0.19 ± 0.06
0.80-0.90	0.087 ± 0.029	0.146 ± 0.023	0.15 ± 0.03	0.00 ± 0.04	0.083 ± 0.045
0.90-1.00	0.014 ± 0.008	0.112 ± 0.028	0.09 ± 0.02	0.024 ± 0.035	0.038 ± 0.035
1.00-1.10		0.034 ± 0.013	0.07 ± 0.02	-0.036 ± 0.025	

There is a systematic uncertainty of ~20% on the calculated values of $F^{p^0}(z)$ not included in the table. The F^{π^-} distributions include a ~10% K^- contamination. The F^{π^+} distributions include a ~20% K^+ contamination.

mann et al. have parametrized their data, which is independent of Q^2 , as a function of W , p_{\perp}^2 and $x_F = p_{\parallel}^*/p_{\text{max}}^*$ (eq. 5.1 of ref. [10]). We have transformed their cross sections in small intervals of p_{\perp}^2 from x_F to z_p and have obtained the corresponding $F(z_p)$ distribution by integration over p_{\perp}^2 . We estimate that the resulting $F(z_p)$ is accurate to within 20%.

Fig. 5 and table 1 show the $F(z_p)$ distribution for positive hadrons before (full circles) and after the proton subtraction (open circles). The crosses are from negative hadrons*. The h^+/h^- ratio is now reduced to values of 2 in agreement with measurements at $3.9 < W < 5.6$ GeV where the proton contribution is small [11]**.

5. Test of parton-model predictions

In this section we compare our data to the reactions $\gamma_{\nu}p \rightarrow \pi^0 X$ and $e^+e^- \rightarrow h^{\pm} X$ with the object of testing quark-parton model predictions in the energy interval $2.2 < W < 2.8$ GeV.

The parton model is specified by two sets of functions, the quark distribution functions $q(x)$ ($q = u, \bar{u}, d, \bar{d}, s, \bar{s}$) and the quark fragmentation functions $D_q^h(z)$. $x = Q^2/2M\nu$ is the fraction of the proton momentum carried by the quark. $q(x) dx$ then gives the probability of finding a quark of type q in an interval between x and $x + dx$. $D_q^h(z) dz$ gives the probability of a hadron h fragmenting from a quark of type q in the interval $z \rightarrow z + dz$.

For electroproduction the quark-parton model of ref. [2] predicts

$$\frac{1}{\sigma_{\text{tot}}} \frac{d\sigma}{dz_p} (\gamma_{\nu}p \rightarrow \pi^- X) = \frac{\frac{4}{9}(u(x) D_u^{\pi^-} + \bar{u}(x) D_u^{\pi^+}) + \frac{1}{9}(d(x) D_u^{\pi^+} + \bar{d}(x) D_u^{\pi^-} + s(x) D_u^{\pi^-} + \bar{s}(x) D_u^{\pi^-})}{\frac{4}{9}(u(x) + \bar{u}(x)) + \frac{1}{9}(d(x) + \bar{d}(x) + s(x) + \bar{s}(x))}, \quad (1a)$$

$$\frac{1}{\sigma_{\text{tot}}} \frac{d\sigma}{dz_p} (\gamma_{\nu}p \rightarrow \pi^+ X) = \frac{\frac{4}{9}(u(x) D_u^{\pi^+} + \bar{u}(x) D_u^{\pi^-}) + \frac{1}{9}(d(x) D_u^{\pi^-} + \bar{d}(x) D_u^{\pi^+} + s(x) D_u^{\pi^-} + \bar{s}(x) D_u^{\pi^-})}{\frac{4}{9}(u(x) + \bar{u}(x)) + \frac{1}{9}(d(x) + \bar{d}(x) + s(x) + \bar{s}(x))}. \quad (1b)$$

* The peak in the h^- distribution near $z_p = 0.85$ is due to the reaction $\gamma_{\nu}p \rightarrow \pi^- \Delta^{++}$.

** We estimate that about 15–20% of the remaining positive hadrons are K^+ mesons (for $2.2 < W < 2.8$ GeV). This estimate is based on the K^+ inclusive data of ref. [12] and on our h^+ data. The K^-/h^- ratio is expected to be smaller than 0.1 [7,11].

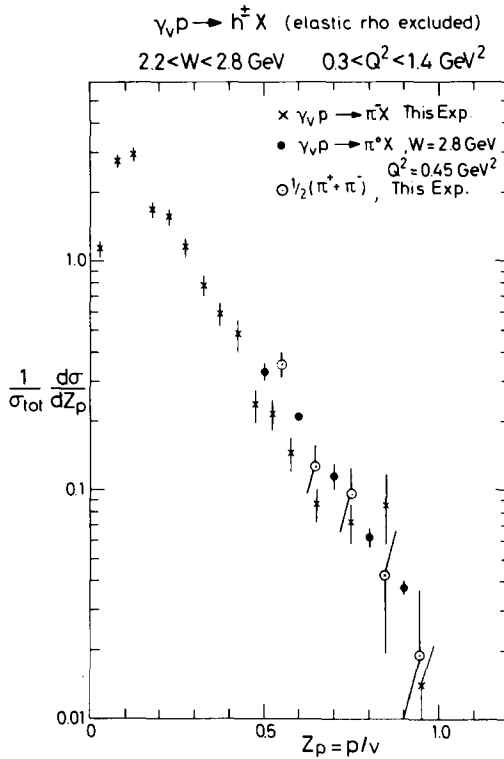


Fig. 6. Inclusive distributions for the reactions $\gamma_V p \rightarrow h^- X$ (crosses) from this experiment (elastic rho excluded) compared with $\gamma_V p \rightarrow \pi^0 X$ (full points from ref. [13]). The open points show $\frac{1}{2}(F\pi^+(z) + F\pi^-(z))$ from this experiment.

Eqs. (1) lead to the prediction [2]

$$\begin{aligned} \frac{1}{\sigma_{\text{tot}}} \left[\frac{d\sigma}{dz_p} (\gamma_V p \rightarrow \pi^- X) + \frac{d\sigma}{dz_p} (\gamma_V p \rightarrow \pi^+ X) \right] &\approx D_u^{\pi^+} + D_u^{\pi^-} \\ &= 2 D_u^{\pi^0} = \frac{2}{\sigma_{\text{tot}}} \frac{d\sigma}{dz_p} (\gamma_V p \rightarrow \pi^0 X). \end{aligned} \tag{2}$$

Qualitatively, we expect an excess of π^+ over π^- , since π^+ are formed more easily than π^- from the dominant u-quarks; the u-quarks dominate over the d-quarks by virtue of their greater probability of occurrence in the proton and their larger coupling to the virtual photon.

The distribution for e^+e^- annihilation (neglecting the small contributions from

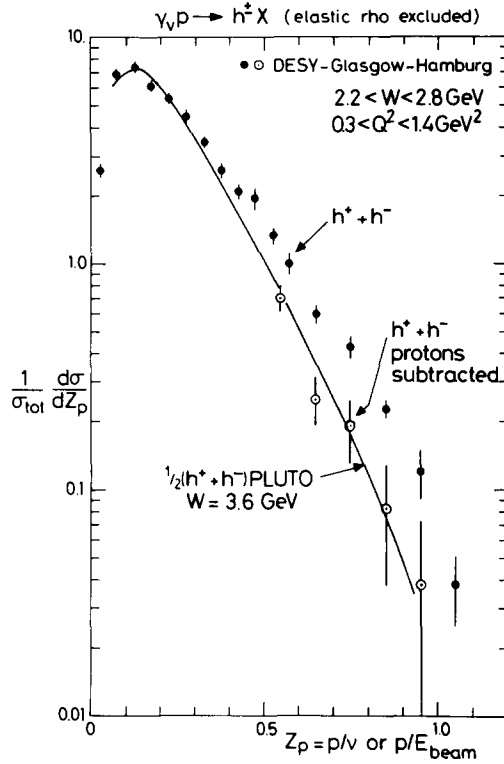


Fig. 7. Inclusive distributions of the sum of positive and negative hadrons (full points). The open points were obtained after a subtraction of forward emitted protons. The curve gives the average $h^+ + h^-$ distribution from $e^+e^- \rightarrow h^+X$ (ref. [14]) at an electron beam energy of 1.8 GeV. The spectra of ref. [14] are not corrected for radiative effects. We therefore normalized these data to a total e^+e^- cross section which is also uncorrected for radiation ($\sigma_{tot} = 18$ nb; [19]).

s and \bar{s} -quarks) can be related to the electroproduction distribution by

$$\frac{1}{\sigma_{tot}} \frac{d\sigma}{dz_p} (\gamma vp \rightarrow h^+X) \approx \frac{1}{2} \frac{1}{\sigma_{tot}} \frac{d\sigma}{dz_p} (e^+e^- \rightarrow h^+X). \tag{3}$$

The factor $\frac{1}{2}$ in eq. (3) arises from the fact that two quarks are fragmenting in e^+e^- annihilation. For e^+e^- annihilation $z_p = 2p/\sqrt{s}$.

The distributions of $F(z_p) = (1/\sigma_{tot}) d\sigma/dz_p$ have been calculated for π^+ and π^- electroproduction using eqs. (1a) and (b) with the parametrization of $D(z)$ and $u(x), \bar{u}(x) \dots$, given in ref. [2]. The resulting curves are shown in fig. 5 and are in good agreement with the data.

We now compare our results with other data to test the relations of eqs. (2) and (3). In fig. 6 we compare our h^- distribution (which consists of π^- mesons together

with a $\leq 10\%$ K^- contamination) with recent data of Berger et al. [13] on π^0 production (full circles) at $W = 2.8$ GeV and $Q^2 = 0.45$ GeV². Generally the π^- data are lower than the π^0 data. When we average our π^- and π^+ data (using the open points in fig. 5) we find that eq. (2) is well satisfied at our energies (open circles). The same agreement was observed in ref. [13] using data at higher W .

Fig. 7 and table 1 show our $h^+ + h^-$ data (with protons subtracted). The curve gives the average of

$$\frac{1}{2}(1/\sigma_{\text{tot}})d\sigma/dz_p (e^+e^- \rightarrow h^+X)$$

measured recently by the PLUTO group at $W = 3.6$ GeV [14]. The PLUTO data agree with our results and also with the corresponding data from DASP [15] *. We emphasize that the good agreement of our electroproduction data with the DORIS data is only obtained after subtracting the contribution of forward scattered protons and elastic rho production. This has not been done in previous comparisons of electro- and muoproduction data with the SPEAR results [2,17,18]. The comparison in fig. 7 is made for the sum of π and K mesons (neglecting the relatively small proton contribution in the e^+e^- data). We note that although there is general agreement there may be some differences in detail. For example there is a tendency for more kaons to be produced in e^+e^- annihilation [15] than in electroproduction [11], however, this seems to be compensated by a higher π yield in electroproduction for $z_p > 0.6$ (see figs. 4 and 5 of ref. [13]).

6. Summary and conclusions

We have measured the $F(z_p) = (1/\sigma_{\text{tot}}) d\sigma/dz_p$ distribution for electroproduced π^+ and π^- mesons in the kinematic region $0.3 < Q^2 < 1.4$ GeV² and $2.2 < W < 2.8$. The contribution from diffractive ρ^0 production, $\gamma_{\text{v}}p \rightarrow \rho^0p$, has been subtracted. Furthermore, the background from fast protons, which is significant at our energies, has also been subtracted. The resulting distributions have relative kaon contributions of $K^-/\pi^- \leq 0.1$ and $K^+/\pi^+ \leq 0.2$.

Our resulting $F(z_p)$ distributions have been compared with expectations obtained using the quark fragmentation functions, $D_q(z)$, of Feynman and Field [2] and with equivalent distributions obtained from $\gamma_{\text{v}}p \rightarrow \pi^0X$ [13] and $e^+e^- \rightarrow h^+X$ [14]. The agreement is found to be good.

We thank C. Benz, I. Bloodworth, D. Hoffmann, W. Kraus, B. Naroska, D. Notz, W.J. Podolsky, C. Sander, P. Stein and S. Yellin for their help in the early stages of this experiment. We thank also N. Gollmer, E. Hell, V. Heynen, A. Huber, H. Klinkmüller, G. Kraft, H.H. Sabath, S.W. Sass, K. Westphal and K.H. Wroblewski for

* In contrast the spectra from SPEAR [16] are high by factors of 2–3 for $z_p > 0.6$.

their technical assistance. We acknowledge the excellent performance of the Synchrotron crew, the Hallendienst and the Kältetechnik. The cooperation by Mr. Kuhlmann and the Rechenzentrum has been invaluable. We thank our scanning and measuring staffs for their careful work.

The Glasgow members of the collaboration thank the DESY Directorate for their warm hospitality. The work at Hamburg has been supported by the Bundesministerium für Forschung und Technologie, the work at Glasgow by the Science Research Council.

References

- [1] J.T. Dakin and G.J. Feldman, Phys. Rev. D8 (1973) 2862;
S.J. Brodsky and J.F. Gunion, Proc. 7th Int. Colloq. on multiparticle reactions, Tutzing 1976, ed. J. Benecke et al. (MPI, München) 369.
- [2] R.D. Field and R.P. Feynman, Phys. Rev. D15 (1977) 2590;
R.P. Feynman, R.D. Field and G.C. Fox, Nucl. Phys. B128 (1977) 1.
- [3] A. Seiden, Phys. Lett. 68B (1977) 157; SLAC-PUB-1962 (1977), Nucl. Phys. B, submitted.
- [4] C.K. Chen, J. Knowles, D. Martin, J.M. Scarr, I.O. Skillicorn, P. Joos, A. Ladage, H. Meyer, P. Stein, G. Wolf, S. Yellin, C. Benz, G. Drews, D. Hoffmann, J. Knobloch, W. Kraus, H. Nagel, E. Rabe, C. Sander, W.-D. Schlatter, H. Spitzer and K. Wacker, DESY 77/69 (1977), Nucl. Phys. B, submitted.
- [5] P. Joos et al., Nucl. Phys. B113 (1976) 53.
- [6] S. Stein et al., Phys. Rev. D12 (1975) 1884.
- [7] J.C. Alder et al., Nucl. Phys. B46 (1972) 415.
- [8] C.J. Bebeck et al., Phys. Rev. Lett. 32 (1974) 27.
- [9] H. Ackermann et al., Nucl. Phys. B120 (1977) 365.
- [10] H. Ackermann, Thesis, Universität Marburg, 1976, unpublished.
- [11] J.F. Martin et al., Phys. Lett. 65B (1976) 483.
- [12] H. Ackermann et al., Inclusive spectra of electroproduced K^+ mesons, DESY 77/49 (1977).
- [13] Ch. Berger, R. Bühring, G. Dick, R. Grigull, W. Wagner, H. Ackermann, T. Azemoon, W. Gabriel, H.D. Mertiens, H.D. Reich, F. Janata and D. Schmidt, Phys. Lett. 70B (1977) 471.
- [14] PLUTO group, Talk of G. Knies *in* Proc. 1977 Int. Symp. on lepton and photon interactions at high energies, Hamburg, 1977, ed. T. Gutbrod (DESY, Hamburg) p. 93.
- [15] R. Brandelik et al., Phys. Lett. 67B (1977) 358.
- [16] G.G. Hanson, Proc. 7th Int. Colloq. on multiparticle reactions, Tutzing, 1976, ed. J. Benecke et al. (MPI für Physik, München) 313.
- [17] F.J. Gilman, Proc. 1975 Int. Symp. on lepton and photon interactions, Stanford University, 1975, ed. W.T. Kirk, p. 131.
- [18] C. del Papa et al., Phys. Rev. D15 (1977) 2425.
- [19] A. Bäcker, Private communication.