

Impact of and Constraints on PDFs at the LHC

A M Cooper-Sarkar

University of Oxford - Dept of Physics
Denys Wilkinson Building, Keble Rd, Oxford, OX1 3RH - UK

Uncertainties on parton distribution functions (PDFs) compromise discovery at the LHC for any new physics which can be described as a contact-interaction. PDF uncertainties also limit our ability to use W and Z cross-sections as an accurate luminosity monitor. The impact of the current level of PDF uncertainty on LHC physics is reviewed and the possibility of reducing this uncertainty using LHC data is investigated.

1 Impact of PDF uncertainties on W and Z production

The kinematic plane for LHC parton kinematics is shown in Fig. 1. At leading order (LO), W and Z production occur by the process, $q\bar{q} \rightarrow W/Z$, and the momentum fractions of the partons participating in this subprocess are given by, $x_{1,2} = \frac{M}{\sqrt{s}} \exp(\pm y)$, where M is the centre of mass energy of the subprocess, $M = M_W$ or M_Z , \sqrt{s} is the centre of mass energy of the reaction ($= 14$ TeV at the LHC) and $y = \frac{1}{2} \ln \frac{(E+pl)}{(E-pl)}$ gives the parton rapidity. Thus, at central rapidity, the participating partons have small momentum fractions, $x \sim 0.005$. Moving away from central rapidity sends one parton to lower x and one to higher x , but over the measurable rapidity range, $|y| < 2.5$, x values remain in the range, $5 \times 10^{-4} < x < 5 \times 10^{-2}$. Thus the scattering is happening between sea quarks. Furthermore, the high scale of the process $Q^2 = M^2 \sim 10,000$ GeV² ensures that the gluon is the dominant parton, see Fig. 1, so that these sea quarks have mostly been generated by the flavour blind $g \rightarrow q\bar{q}$ splitting process. Thus the precision of our knowledge of W and Z cross-sections at the LHC is crucially dependent on the uncertainty on the momentum distribution of the gluon.

The cross-sections for W/Z production have been suggested as ‘standard-candle’ processes for luminosity measurement, because theoretical uncertainties are well controlled, and the uncertainty from the PDFs was thought to be small (e.g. MRST01 PDFs[1] predict an impressive 2% uncertainty). However, when considering the PDF uncertainties it is necessary not only to consider the uncertainties of a particular PDF analysis but also to compare PDF analyses. Predictions for the W/Z cross-sections, decaying to the lepton decay mode, are given for modern PDF sets in Table 1.

Whereas the Z rapidity distribution can be fully reconstructed from its decay leptons, this is not possible for the W rapidity distribution, because the leptonic decay channels which we use to identify the W 's have missing neutrinos. Thus we actually measure the W 's decay lepton rapidity spectra rather than the W rapidity spectra. Fig. 2 compares the predictions for the lepton spectra from W^\pm decay for the ZEUS-S [2] PDFs with those of the CTEQ6.1[3] PDFs and the MRST01 PDFs^a. This figure is based on one million simulated, $W \rightarrow e\nu_e$, events for each of the PDF sets using HERWIG (6.505) [4]. For each of these PDF sets the eigenvector error PDF sets [5] have been simulated by PDF reweighting and k-factors have been applied to approximate an NLO generation [6]. The top part of Fig. 2, shows the e^\pm spectra at the generator level. The events were then passed through

^aMRST01 PDFs are used because the full error analysis is available only for this PDF set.

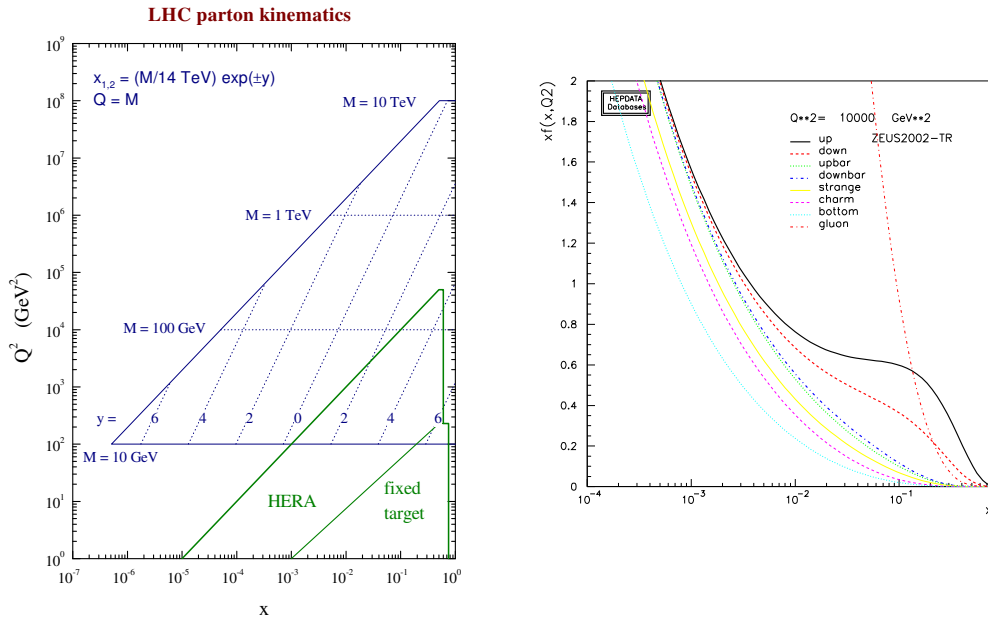


Figure 1: Left plot: The LHC kinematic plane (thanks to J Stirling). Right plot: PDF distributions at $Q^2 = 10,000$ GeV².

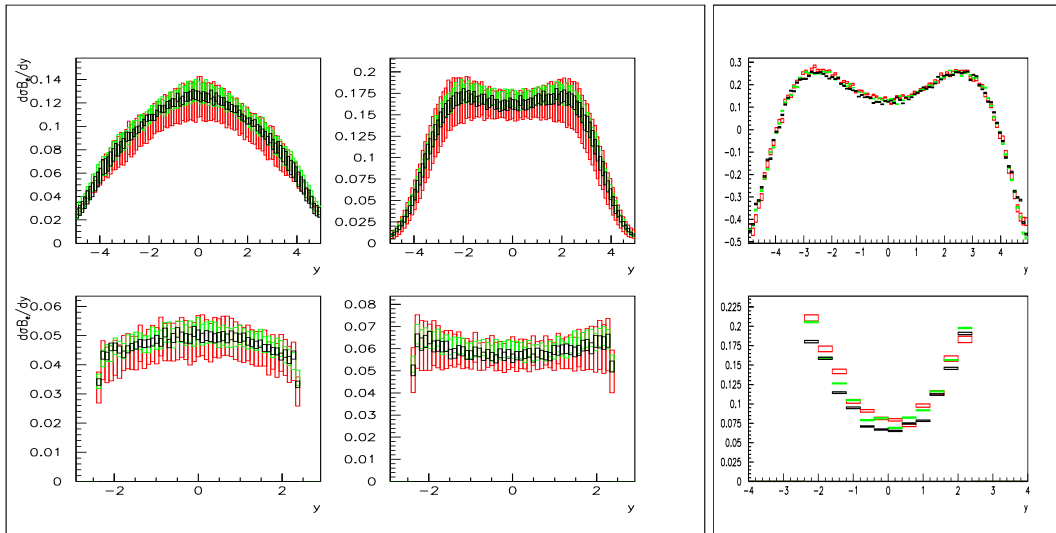


Figure 2: Top row: e^- , e^+ and A_e rapidity spectra for the lepton from the W decay, generated using HERWIG + k factors and CTEQ6.1 (red), ZEUS-S (green) and MRST2001 (black) PDF sets with full uncertainties. Bottom row: the same spectra after passing through the ATLFast [12] detector simulation and selection cuts. (Thanks to A Tricoli)

PDF Set	$\sigma(W^+).B(W^+ \rightarrow l^+ \nu_l)$	$\sigma(W^-).B(W^- \rightarrow l^- \bar{\nu}_l)$	$\sigma(Z).B(Z \rightarrow l^+ l^-)$
ZEUS-JETS [7]	11.87 ± 0.45 nb	8.74 ± 0.34 nb	1.89 ± 0.07 nb
ZEUS-S [2]	12.07 ± 0.41 nb	8.76 ± 0.30 nb	1.89 ± 0.06 nb
CTEQ6.1 [3]	11.66 ± 0.56 nb	8.58 ± 0.43 nb	1.92 ± 0.08 nb
CTEQ6.5 [8]	12.44 ± 0.47 nb	9.12 ± 0.36 nb	2.04 ± 0.07 nb
MRST01 [1]	11.72 ± 0.23 nb	8.72 ± 0.16 nb	1.96 ± 0.03 nb
MRST04 [9]	11.74 ± 0.23 nb	8.71 ± 0.16 nb	1.96 ± 0.03 nb

Table 1: LHC W/Z cross-sections for decay via the lepton mode, for various PDFs

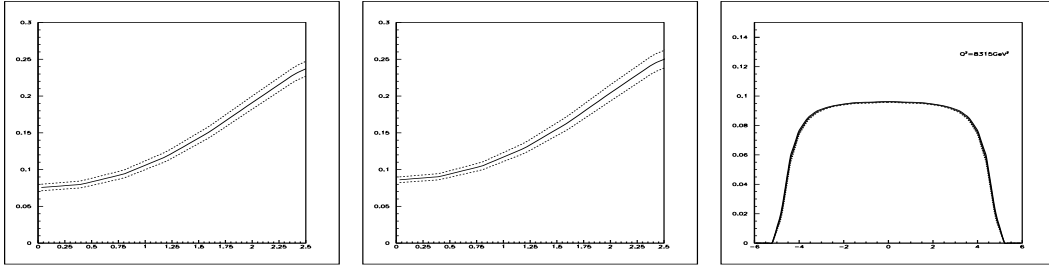


Figure 3: The lepton asymmetry, A_e , as predicted by MRST04 (left) and CTEQ6.1 (centre) PDFs. Right: the Z/W ratio, A_{ZW} , as predicted by CTEQ6.1 PDFs

the ATLFASST fast simulation of the ATLAS detector, which smears the 4-momenta of the leptons to mimic momentum dependent detector resolution. The following selection cuts are then applied: pseudorapidity, $|\eta| < 2.4$, to avoid bias at the edge of the measurable rapidity range; $p_{te} > 25$ GeV, since high p_t is necessary for electron triggering; missing $E_t > 25$ GeV, since the ν_e in a signal event will have a correspondingly large missing E_t ; no reconstructed jets in the event with $p_t > 30$ GeV and recoil on the transverse plane $p_t^{recoil} < 20$ GeV, to discriminate against QCD background. The lower half of Fig. 2, shows the e^\pm spectra at the detector level after application of cuts and smearing. Comparing the uncertainty at central rapidity, rather than the total cross-section, we see that the uncertainty estimates are rather larger: 5% for ZEUS-S; 8% for CTEQ6.1M and about 3% for MRST01. Considering both Fig. 2 and Table 1 we conclude that the spread in the predictions of these different PDF sets is larger than the uncertainty estimated by the individual analyses. Currently the overall uncertainty of these NLO predictions is $\sim 8\%$. This suggests that measurements which are accurate to $\sim 4\%$ could discriminate between PDF sets.

Since the PDF uncertainty feeding into the W^+ , W^- and Z production is dominated by the gluon PDF, for all three processes, there is a strong correlation in their uncertainties, which can be removed by taking ratios. The PDF uncertainties on the W asymmetry

$$A_W = (W^+ - W^-)/(W^+ + W^-).$$

at central rapidity are dependent on the u and d valence PDFs at small x , $x \sim 0.005$. This is simply understood from LO QCD

$$A_W = (u_v - d_v)/(u_v + d_v + \bar{u} + \bar{d}).$$

We will actually measure the lepton asymmetry,

$$A_l = (l^+ - l^-)/(l^+ + l^-).$$

and predictions for A_l from MRST04 and CTEQ6.1 PDFs are shown in Fig. 3. A difference of $\sim 13\%$ at central rapidity originates in a difference of the their valence parametrizations at low- x [10, 11] Fig. 2 also shows predictions for the lepton asymmetry, at generator and at detector level. A particular lepton rapidity can be fed from a range of W rapidities so that the contributions of partons at different x values is smeared out in the lepton spectra. The cancellation of the uncertainties due to the gluon PDF is not so perfect in the lepton asymmetry as in the W asymmetry, nevertheless the sensitivity to u and d quark valence distributions remains. Hence LHC measurements of the lepton asymmetry at central rapidity should give information on the valence distributions at small- x , $x \sim 0.005$, where there are currently no measurements.

PDF sensitivity can be removed almost completely by taking the ratio

$$A_{ZW} = Z/(W^+ + W^-)$$

as shown on the right hand side of Fig. 3. The figure has been made using CTEQ6.1 PDFs, but all modern PDF sets give an indistinguishable result. The PDF uncertainties on this quantity are as small as $\sim 1\%$. Hence this ratio can be used as a benchmarks for our understanding of Standard Model Physics at the LHC.

2 Using LHC data to improve precision on PDFs

The high cross-sections for W production at the LHC ensure that it will be the experimental systematic errors, rather than the statistical errors, which are determining. We have imposed a random 4% scatter on our samples of one million W events, generated using different PDFs, in order to investigate if measurements at this level of precision will improve PDF uncertainties at central rapidity significantly if they are input to a global PDF fit. Fig. 4 shows the e^+ rapidity spectra for events generated from the CTEQ6.1 PDFs ($|\eta| < 2.4$) and passed through the ATLFast detector simulation and cuts. These data are then corrected back from detector level to generator level using a different PDF set- in this cases the ZEUS-S PDFs- since in practice we will not know the true PDFs. On the left hand side of the figure these data are compared to the analytic predictions from the ZEUS-S PDFs. The right hand side of the figure illustrates the result if these pseudo-data are then included in the ZEUS-S PDF fit. The central value of the fit prediction shifts, showing its sensitivity to the new data and the size of the PDF uncertainties at central rapidity decreases from 6% to 4.5%. The largest shift and improvement in uncertainty is in the PDF parameter λ_g controlling the low- x gluon at the input scale, Q_0^2 : $xg(x) \sim x^{\lambda_g}$ at low- x , $\lambda_g = -0.199 \pm 0.046$, before the input of the LHC pseudo-data, compared to, $\lambda_g = -0.181 \pm 0.030$, after input. Note that whereas the relative normalisations of the e^+ and e^- spectra are predicted by the PDFs, the absolute normalisation of the data is free in the fit so that no assumptions are made on our ability to measure luminosity.

A similar study has been made for the lepton asymmetry. Whereas pseudo-data generated with CTEQ6.1 PDFs is in agreement with the ZEUS-S PDFs, pseudo-data generated with MRST04 PDFs is not, as illustrated on the left side of Fig. 5. The right side of the figure shows the result if these MRST04 pseudodata are included in the ZEUS-S PDF fit.

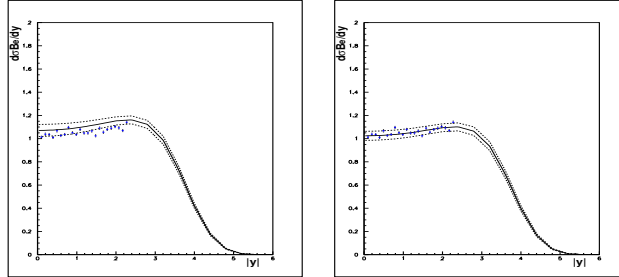


Figure 4: Left: e^+ rapidity spectrum generated from CTEQ6.1 PDFs, which have been passed through the ATLFast detector simulation and corrected back to generator level using ZEUS-S PDFs, compared to the analytic prediction using ZEUS-S PDFs. Right: the same lepton rapidity spectrum compared to the analytic prediction AFTER including these lepton pseudo-data in the ZEUS-S PDF fit.

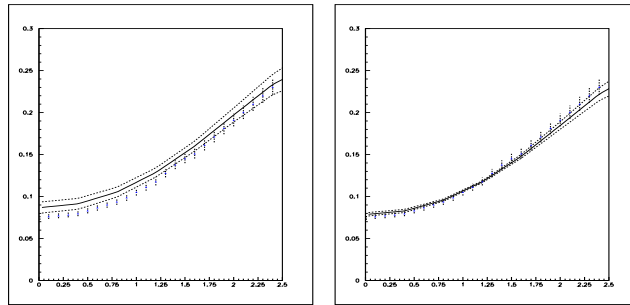


Figure 5: Left: A_l rapidity spectrum generated from MRST04 PDFs, compared to the analytic prediction using ZEUS-S PDFs. Right: the same A_l rapidity spectrum compared to the analytic prediction after including these lepton pseudo-data in the ZEUS-S PDF fit.

A good fit can only be obtained if the form of the valence parametrizations is relaxed to $xf(x) = Ax^a(1-x)^b(1+d\sqrt{x+cx})$. The central value of the prediction shifts and the PDF uncertainties are reduced. Further information on valence distributions at larger x can be obtained by making measurements at high rapidity ($y \sim 4$), see [10, 11].

3 Problems with the theoretical predictions at small- x ?

However, a caveat is that the current studies have been performed using standard PDF sets which are extracted using NLO QCD in the DGLAP [13] formalism. The extension to NNLO is straightforward. However, there may be much larger uncertainties in the theoretical calculations because the kinematic region involves low- x . There may be a need to account for $\ln(1/x)$ resummation (first considered in the BFKL [14] formalism) or high gluon density effects. See reference [15] for a review.

The MRST group recently produced a PDF set, MRST03 [16], which does not include any data for $x < 5 \times 10^{-3}$. The MRST03 PDF set is thus free from bias due to the

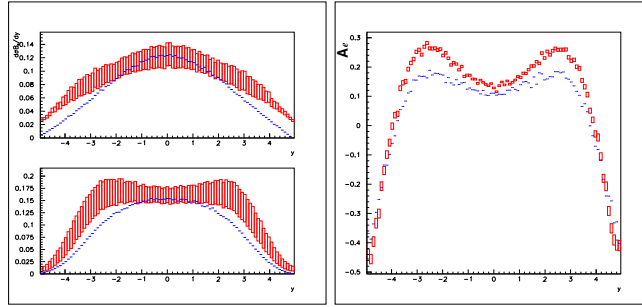


Figure 6: LHC e^+, e^-, A_e rapidity distributions for the MRST03 (blue) compared to CTEQ6.1 (red) PDFs. (Thanks to A Tricoli)

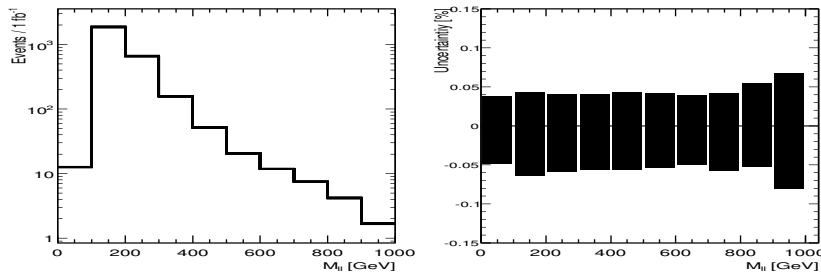


Figure 7: Left: Di-lepton mass spectrum from 50-1000 GeV Right: PDF uncertainties on this spectrum from CTEQ6.1 PDFs. (Thanks to F Heinemann)

inappropriate use of the DGLAP formalism at small- x . BUT it is also only valid to use it for $x > 5 \times 10^{-3}$. What is needed is an alternative theoretical formalism for smaller x . Nevertheless, the MRST03 PDF set may be used as a toy PDF set, to investigate the kinematic region where we might expect to see differences due to the need for an alternative formalism at small- x . Fig. 6 compares predictions using MRST03 and CTEQ6.1 PDFs. The difference in these PDFsets would become evident with data from just 6hours of running. It might be most fruitful to look for unconventional contributions to low- x physics by looking at $W, Z p_t$ spectra rather than at the rapidity spectra. A recent calculation of the effect of a lack of p_t ordering on these spectra has shown significant differences from the conventional calculations [17], see [10].

4 Impact of PDF uncertainties on discovery physics

There are classes of discovery physics which are not much compromised by PDF uncertainties. For example, the discovery of SM Higgs as discussed in [18], see [10]. There is also recent work on PDF uncertainties on high mass di-lepton production which suggests that these uncertainties would not mask Z' production, see Fig 7.

The class of BSM physics which would be compromised by PDF uncertainties is anything which would appear in the high- E_T jet cross-sections, such as new physics which can be




Figure 8: Fractional uncertainty on the gluon PDF at various Q^2 for the ZEUS PDF fits. ZEUS-O uses just ZEUS inclusive cross-section data, ZEUS-JETS adds ZEUS jet production data and ATLAS-JETS adds $10 fb^{-1}$ of ATLAS jet pseudodata. Top left: ATLAS pseudo-data with 10% uncorrelated systematic errors. Top right: ATLAS pseudo-data with 3% uncorrelated systematic errors. Bottom left: ATLAS pseudo-data with 5% uncorrelated systematic errors and 3% correlated jet energy scale error. Bottom right: ATLAS pseudo-data with 5% uncorrelated systematic errors and 1% correlated jet energy scale error. (Thanks to C Gwenlan)

written as a contact interaction. Indeed in 1996 the high- E_T jet data at the Tevatron [19] were first taken as a signal for such new physics. However, analysis of PDF uncertainties established that these data lie well within the current level of PDF uncertainty. The main contribution to the uncertainty on the high- E_T jet cross-section comes from the high- x gluon [20]. This uncertainty also affects high- E_T jets at the scales accessible at the LHC, see for example [20] and [21] where a study is made of the possibility to distinguish compactified extra dimensions. PDF uncertainties reduce the compactification scale which can be accessed from $6TeV$ to $2TeV$.

It is clearly of interest to investigate if LHC jet measurements can themselves be used as an input to a PDF fit to decrease this level of uncertainty. Recently grid techniques have been developed to input predictions of NLO jet cross-sections to PDF fits [7, 22] and this technique can be used for LHC high- E_T jet cross-sections. Data at lower E_T and central rapidity are used, where new physics effects are not expected. The programme NLOJET was used to generate grids of parton sub-process cross-sections up to $p_T < 3GeV$, in pseudorapidity ranges $0 < \eta < 1$, $1 < \eta < 2$, $2 < \eta < 3$. These sub-process cross-sections can then be multiplied by the PDFs which are varied in the fit. LHC high- E_T jet pseudodata was generated using JETRAD and input to the ZEUS-JETS PDF fit using this technique.

In Fig 8 the results are shown for a variety of different ATLAS pseudo-data inputs. All samples assume a luminosity of $10fb^{-1}$ however, luminosity is not a restriction provided $L > 1fb^{-1}$. The top left of the figure shows the effect of using ATLAS pseudo-data with an assumed uncorrelated systematic error of 10%. This is sufficient to give an impressive decrease in uncertainty compared to current ZEUS-JETS PDFs. The top right of the figure shows the effect of using ATLAS pseudo-data with an assumed uncorrelated systematic error of 3%. The decrease in uncertainty between these two samples is striking. However, on the bottom of the figure the effect of assuming a correlated systematic uncertainty due to jet energy scale is illustrated. On the left hand side a jet energy scale of 3% is assumed and on the right hand side a jet energy scale of 1% is assumed. Even a modest 3% jet energy scale is enough to destroy the improvement we had gained. The jet energy scale would need to be as small as 1% in order to see any improvement. In view of this pessimistic conclusion it is of great interest to anticipate future improvements in our knowledge of the gluon from analysis of HERA-II inclusive cross-section and jet data [25]

References

- [1] A.D. Martin et al, Eur.Phys.J **C23**,73 (2002)
- [2] ZEUS Coll., S. Chekanov et al., Phys Rev D 67,012007,2003
- [3] J. Pumplin et al, JHEP **0207**, 012, (2002)
- [4] G. Corcella et al., JHEP **0101**, 010, (2001)
- [5] M.R. Whalley, D. Bourikov, R.C. Group, hep-ph/0508110, <http://hepforge.cedar.ac.uk/lhapdf/>
- [6] A Tricoli et al.,hep-ex/0509002, Proc. of Workshop on Implications of HERA for LHC Physics, 2005
- [7] S. Chekanov et al., Eur.Phys.J **C42**,1 (2005)
- [8] W.K Tung et al., JHEP **0702**, 053, (2007)
- [9] A.D. Martin et al, Phys Lett **B604**, 61 (2004)
- [10] Slides:
<http://indico.cern.ch/contributionDisplay.py?contribId=283&sessionId=10&confId=9499>
- [11] Slides:
<http://indico.cern.ch/contributionDisplay.py?contribId=254&sessionId=8&confId=9499>
- [12] <http://www.hep.ucl.ac.uk/atlas/atlfast/>
- [13] G. Altarelli, G. Parisi, Nucl.Phys. **B126**,298 (1977);
V.N. Gribov, L.N. Lipatov, Sov.J.Nucl.Phys, **15**, 438 (1972);
L.N. Lipatov, Sov.J.Nucl.Phys, **20**, 94 (1975);
Yu.L. Dokshitzer, JETP, **46**, 641 (1977).
- [14] L.N. Lipatov, Sov.J.Nucl.Phys, **23**, 338 (1976);
E.A. Kuraev, L.N. Lipatov, V.A. Fadin, JETP, **45**, 199 (1977);
Ya.Ya. Balitski, L.N. Lipatov, Sov.J.Nucl.Phys, **28**, 822 (1978);
L.N. Lipatov, Sov.J.Nucl.Phys, **63**, 904 (1980)
- [15] R C E Devenish and A M Cooper-Sarkar, 'Deep Inelastic Scattering', Oxford University Press,,2004
- [16] A D Martin et al, Eur Phys J **C35** 325 (2004)
- [17] S Berge et al., hep-ph/0508215, AIP Conf.Proc.792,722(2005)
- [18] A Djouadi, S Ferrag, Phys. Lett. **B586**, 345 (2004)
- [19] F Abe et al., Phys Rev Lett **77**, 438 (1996)
- [20] D Stump et al, JHEP **0310**, 046, (2003)
- [21] S Ferrag, hep-ph/0407303, 39th Rencontres de Moriond on QCD and High-Energy Hadronic Interactions, 2004.
- [22] T Kluge et al.,hep-ph/0609285, <http://projects.hepforge.org/fastnlo/>
- [23] S Catani et al, Nucl Phys **B485**, 291 (1997); Z Nagy, Phys Rev **D68** 094002 (2003),
<http://nagyz.web.cern.ch/nagyz/Site/NLOJET++/NLOJET++.html>
- [24] W T Giele et al., Nucl Phys **B403**, 633 (1993)
- [25] C. Gwenlan et al., J.Phys **G32**, 221 (2006)